






WAVEREEF AQUARIUM CO.,LTD.

E-mail: info@wavereef.com



WAVEREEF AQUARIUM CO.,LTD.



Development

Mar. 2009, Wavereef Brand was registered and the first generation of electronic ATO was brought out to the market with the starting factory area at 500 square area.

May 2010, Wavereef starts aquarium LED lighting development and production.

April 2011, Wavereef enter the market niche of protein skimmer.

Nov. 2012, Wavereef Start the showing in China International Pet Show CIPS, and its products start distributing around the global market.

May 2013, Wavereef moved its factory to Huizhou from Shenzhen to expand the factory.

Aug. 2014, Wavereef products continue to expand to cover all aspects of marine hobbies. Its first generation of skimmer pump was developed.

Mar. 2015, Wave launches new brand MarinPro, starting the project products development and win many patents.

Oct. 2016, Wavereef continue to expand its team and start entering the freshwater market

Jan. 2017, Wavereef start developing the DC pump and launch DC protein skimmer.

July 2018, Wavereef win the best award in product development and was Awarded "best partner" with SEO.

April 2019, WaveReef start launching HO-UV sterilizer, creating brand PondWave for the garden market. And its professional team continue to expand. It carries the hope for Winning the award "Famous Brand" from CCTV china.

June 2020, WaveReef moved its factory for the second time to continue the expanding from the starting 500 square meter to now 5000 square meter. It reformed its managing and QC system completely so as to meet the large challenge ahead....

Wavereef Brand Introduction

WaveReef was found in 2009 by a group of innovative young men with the great passion for marine aquarium hobby. It started by its innovative electronic water-level controller. For years, WaveReef has been devoted to the development and production of various marine aquarium equipments (like protein skimmer, aquarium acrylic sump, dosing pump, circulating water pump, aquarium lighting system and so on and so forth).

Through years' development, WaveReef wins the great progress by its quality and innovative items. It creates the different sub-brand to cover the different market niche so as to better service the hobbyists' special demand. For example, Wavereef is the main brand for marine hobbyists. MarinPro is for the public aquarium and marine cultivation, PondWave for pond hobbyists.

Based on continuous innovation and learning, WaveReef is preparing to meet various challenges and changes ahead. With prompt service, striving to be the international top brand is the ultimate target they are seeking for. WaveReef looks forward to building and maintaining the long-term business relationship with any friends around the world and treasures any co-operating chance and support granted.

"Building Healthy Aquaria" is the core value WaveReef is focusing on all the time.



MarinProTM
by wavereef





KI

PROTEIN SKIMMER

Impressive Performance/Small Footprint

The Wavereef K1-Skim is an ultra-compact cone body protein skimmer that offers exceptional filtration for marine aquariums. All aspects of the skimmer were designed to surpass many challenges other skimmers on the market miss out on.

03

PAGE 04

PRODUCT



K1-110



K1-130



K1-160

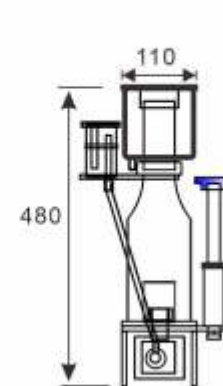


K1-200

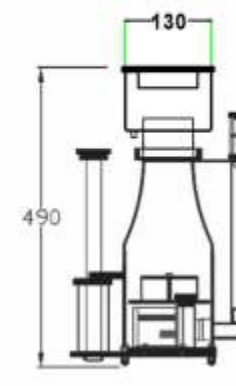


K1-250

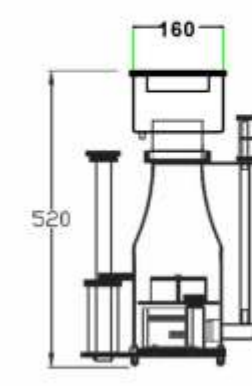
DIMENSIONS



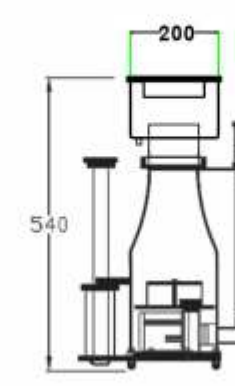
K1-110



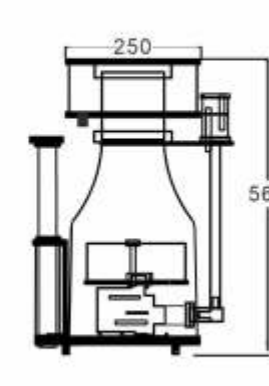
K1-130



K1-160



K1-200



K1-250

K1 TECHNICAL SPECS

MODEL	PUMP MODEL USED	WATTAGE	AIR INTAKEN	BOTTLE OD	TOTAL HEIGHT	FOOT PRINT	SUGGESTED WATER LEVEL	SUGGESTED TANK
K1-110	EVAIR-400	10W	400L	OD100mm	19"(49cm)	4.7*4.7"	6-8"	MAX.95G/120-350L
K1-130	EVAIR-400	10W	400L	OD130mm	19"(49cm)	6*6"	6-8"	MAX.140G/200-500L
K1-160	EVAIR-600	14W	600L	OD160mm	20"(52cm)	7*7"	7-10"	MAX.240G/600-900L
K1-200	EVAIR-900	18W	900L	OD200mm	21"(54cm)	8.6*8.6"	7-10"	MAX.400G/900-1500L
K1-250	EVAIR-1200	28W	1200L	OD250mm	22"(56cm)	10.6*10.6"	7-10"	MAX.550G/1000-2000L



K2N

PROTEIN SKIMMER

Impressive Performance/Small Footprint

The Wavereef K2-Skim is an ultra-compact cone body Protein Skimmer that offers exceptional filtration for big marine aquariums. Equipped with a smart controller with integrated memory. Wavereef apply the revolutionary sinewave technology to drive the skimmer at high performance. The sinewave technology can run much the pump more stably and quietly. The pump features a true slow startup where the pump slowly ramps up from zero RPM to the full preset speed over a period of approximately 8 seconds. It also equipped with a auto top off sensor on top, when collection cup is full, floating switch will adjust down the pump's power by around 40%. In this way, it can avoid overflowing and can also keep pump working to oxygenate the tank at the same time. All aspects of the skimmer were designed to surpass many challenges other commercial skimmers on the market miss out on.

05

PAGE 06

PRODUCT



K2-110N



K2-130N



K2-160N

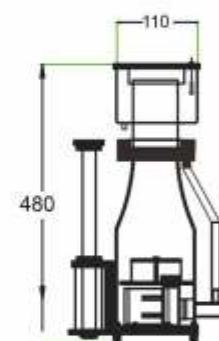


K2-200N

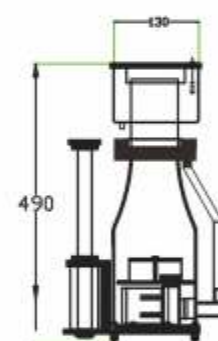


K2-250N

DIMENSIONS



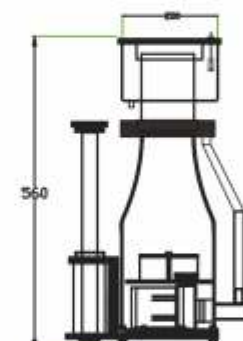
K2-110N



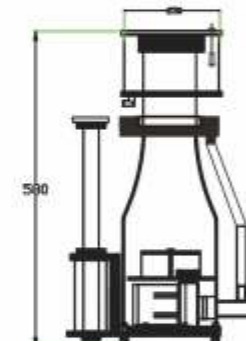
K2-130N



K2-160N



K2-200N



K2-250N

K2 TECHNICAL SPECS

MODEL	PUMP MODEL USED	WATTAGE	AIR INTAKEN	WATER DRAW	BOTTLE OD	TOTAL HEIGHT	FOOT PRINT	SUGGESTED WATER LEVEL	SUGGESTED TANK
K2-110N	DCAIR-0.9	10W	400L	500L	OD110mm	18.9"(48cm)	7.1*5.11"	6-8"	MAX.105G/150 -400L
K2-130N	DCAIR-1.0	12W	500L	600L	OD130mm	19"(49cm)	7.3*5.6"	6-9"	MAX.140G/200 -500L
K2-160N	DCAIR-2.5	16W	900L	1200L	OD160mm	20"(54cm)	8.5*6.7"	7-10"	MAX.250G/600 -900L
K2-200N	DCAIR-6.0	35W	1200L	2200L	OD200mm	21"(56cm)	10.2*8.4"	7-10"	MAX.400G/900 -1500L
K2-250N	DCAIR-9.0	50W	2500L	3000L	OD250mm	22.8"(58cm)	12.1*10.2"	7-10"	MAX.650G/1200 -2500L
K2-300N	DCAIR-12.0	78W	3500L	6000L	OD300mm	23"(59cm)	14.14*12.3"	7-10"	MAX.900G/1500 -3500L
K2-400N	DCAIR-12.0	78W	3500L	6000L	OD400mm	23"(59cm)	18.1*16.3"	7-10"	MAX.1300G/2000 -5000L



K7 UV

PROTEIN SKIMMER

Impressive Performance/Small Footprint

The Wavereef K7-Skim is an ultra-compact UV protein skimmer that offers exceptional filtration for marine aquariums. It is the patented design skimmer from Wavereef. Equipped with a smart controller with integrated memory. Wavereef apply the revolutionary sinewave technology to drive the skimmer at high performance. The sinewave technology can run much the pump more stably and quietly. The pump features a true slow startup where the pump slowly ramps up from zero RPM to the full preset speed over a period of approximately 8 seconds. Also, it is equipped with a high out-put UV lamp inside the adjustable handle, which helps kill the micro-algae efficiently.

It also equipped with an auto top off sensor on top, when the collection cup is full, the floating switch will adjust down the pump's power by around 40%. In this way, it can avoid overflowing and can also keep the pump working to oxygenate the tank at the same time. All aspects of the skimmer were designed to surpass many challenges other commercial skimmers on the market miss out on.

05

PAGE 06B

PRODUCTS



K7-110UV



K7-130UV



K7-160UV

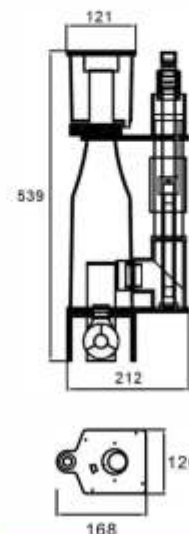


K7-200UV

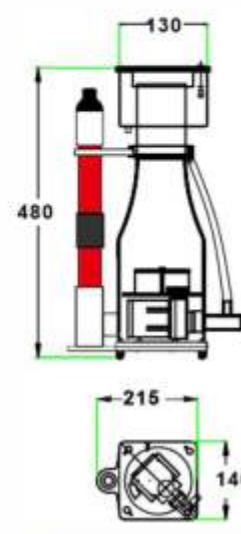


K7-250UV

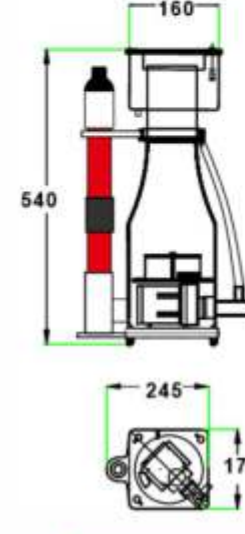
DIMENSIONS



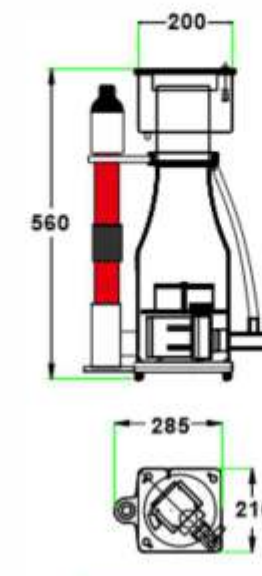
K7-110UV



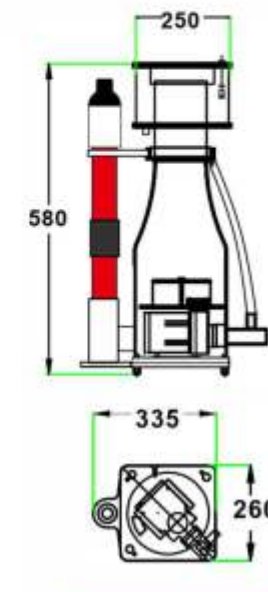
K7-130UV



K7-160UV



K7-200UV



K7-250UV

K7 TECHNICAL SPECS

MODEL	Pump Model Used	Wattage	HO UV Wattage	AIR INTAKEN	BOTTLE OD	TOTAL HEIGHT	FOOT PRINT	Suggested water level	Suggested Tank
K7-110UV	DCAIR-1.0	10W	18W	500L	OD110mm	18.5"(47cm)	195*120(7.6*4.7")	6-9"	MAX.105G/120-400L
K7-130UV	DCAIR-1.0	10W	18W	500L	OD130mm	19"(48cm)	215*140(8.5*5.5")	6-9"	MAX.140G/200-500L
K7-160UV	DCAIR-2.5	16W	27W	900L	OD160mm	20"(54cm)	245*170(9.6*6.7")	7-10"	MAX.250G/600-900L
K7-200UV	DCAIR-6.0	35W	27W	1500L	OD200mm	21"(56cm)	285*210(11.2*8.3")	7-10"	MAX.400G/900-1500L
K7-250UV	DCAIR-9.0	50W	27W	2100L	OD250mm	22"(58cm)	335*260(13.2*10.3")	7-10"	MAX.650G/1200-2500L





K3

PROTEIN SKIMMER

05

PAGE 06C

Impressive Performance / Smart control

The Wavereef K3 OVP-Skim is an ultra-compact cone bodyprotein skimmer that offers exceptional filtration for marine aquariums. Equipped with a smart controller with integrated memory, WaveReef apply the revolutionary sinewave technology to drive the the skimmer at high performance. The sinewave technology can run much the pump more stably and quietly. The pump features a true slow startup where the pump slowly ramps up from zero RPM to the full preset speed over a period of approximately 8 seconds.

It use open volute design, Using an open volute design, the pump sits vertically inside the body pulling water from under the skimmers baseplate, allowing for maximum dwell. It equipped with a auto top off system on top, when collection cup is full, floating switch will adjust down the pump's power by around 40%. In this way, it can avoid overflowing and can also keep pump working to oxigenate the tank at the same time. All aspects of the skimmer were designed to surpass many challenges other skimmers on the market miss out on.



PRODUCT



K3-160N

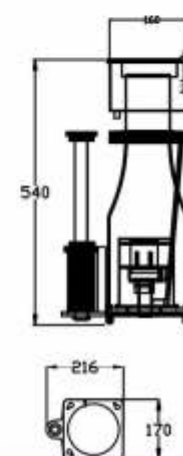


K3-200N

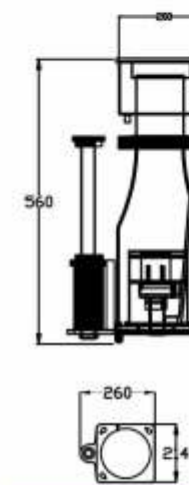


K3-250N

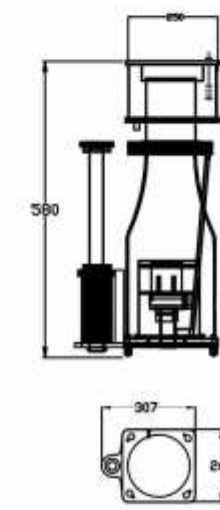
DIMENSIONS



K3-160N



K3-200N



K3-250N

K3 TECHNICAL SPECS

MODEL	pump model used	Wattage	AIR INTAKEN	Water draw	BOTTLE OD	TOTAL HEIGHT	FOOT PRINT	suggested water level	Suggested tank
K3-160N	DcAir-2.5	16W	900L	1200L	OD160mm	21.3"(54cm)	8.5*6.7"	7-10"	MAX.250G/600-900L
K3-200N	DcAir-6.0	35W	1200L	2200L	OD200mm	21"(56cm)	10.2*8.4"	7-10"	MAX.500G/1000-1500L
K3-250N	DcAir-9.0	50W	2000L	3000L	OD250mm	22.8"(58cm)	12.1*10.2"	7-10"	MAX.650G/1200-2500L



K5

PROTEIN SKIMMER

05

PAGE 06D

Impressive Performance / Smart control

The WaveReef K5 series are budget-friendly skimmers with a simple and proven wine-glass body design for effective foam collection and a quiet, efficient needle-wheel pump that delivers lots of fine bubbles. K5 skimmers also have very compact footprints for sumps with tight spaces and include welcome features such as a quick-release collection cup for easy cleaning, pipe level adjuster, compact neck silencer and quick solution for the overflowing. The combination of proven and effective design plus the simple maintenance makes it an excellent choice for the value-minded reefer.

PRODUCT



K5-110



K5-130

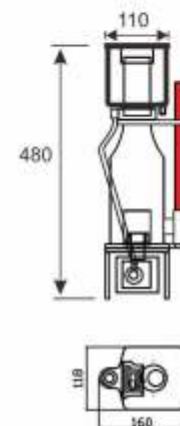


K5-160

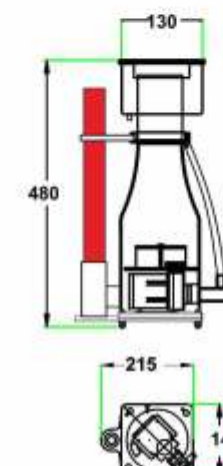


K5-200

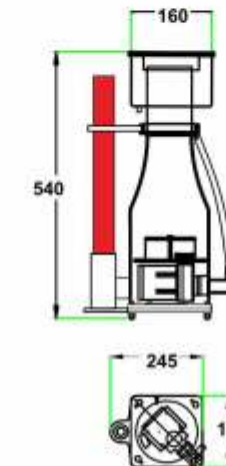
DIMENSIONS



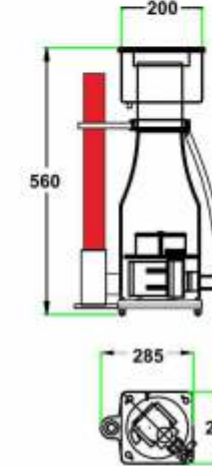
K5-110



K5-130



K5-160



K5-200

K5 TECHNICAL SPECS

MODEL	Pump Model Used	Vol.	Wattage	AIR INTAKEN	BOTTLE OD	TOTAL HEIGHT	FOOT PRINT	Suggested Water Level	Suggested Tank
K5-110	DCAIR-1000	DC24V	8W	400L	OD110mm	17"(45cm)	4.3*4.3"	6-9"	MAX.80G/120-300L
K5-130	DCAIR-1000	DC24V	8W	400L	OD130mm	19"(48cm)	6*6"	6-9"	MAX.140G/200-500L
K5-160	DCAIR-2000	DC24V	15W	600L	OD160mm	20"(54cm)	7*7"	7-10"	MAX.240G/600-900L
K5-200	DCAIR-3000	DC24V	20W	900L	OD200mm	21"(56cm)	8.6*8.6"	7-10"	MAX.400G/900-1500L



HOB

07

PAGE 08

PROTEIN SKIMMER

Impressive Performance / Smart control

The Wavereef HOB DC-Skim is an ultra-compact external Hang-on protein skimmer that offers exceptional filtration for marine aquariums. It is equipped with a smart controller with integrated memory. Wavereef apply the revolutionary sinewave technology to drive the skimmer at high performance. The sinewave technology can run much the pump more stably and quietly. The pump features a true slow startup where the pump slowly ramps up from zero RPM to the full preset speed over a period of approximately 8 seconds. All aspects of the skimmer were designed to surpass many challenges other skimmers on the market miss out on.



PRODUCT



HOB-1000DC



HOB-2000DC

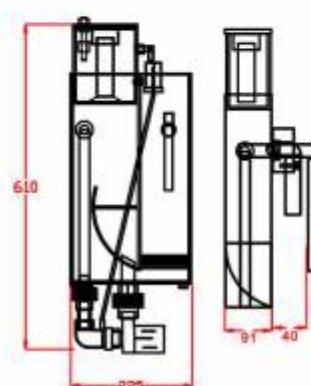


HOB-1000EXT

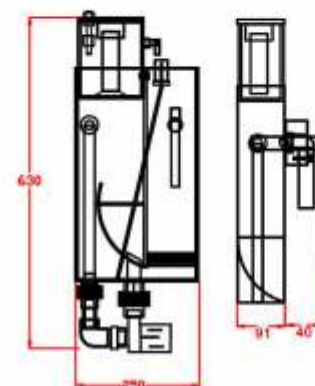


HOB-2000EXT

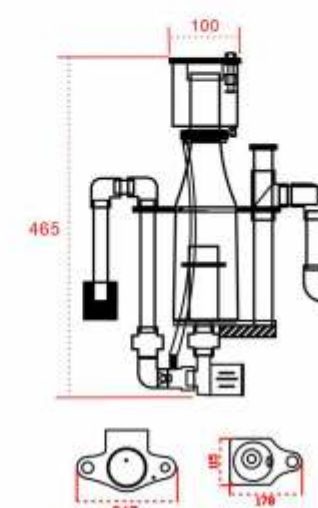
DIMENSIONS



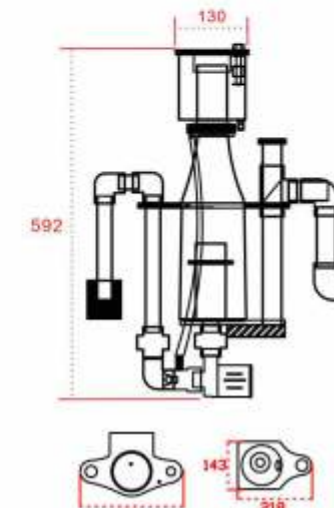
HOB-1000DC



HOB-2000DC



HOB-1000EXT



HOB-2000EXT

TECHNICAL SPECS

MODEL NO.	Power Head Used	Wattage	AirDraw	WaterDraw	Footprint	Height	tank
HOB-1000DC	DCAIR-1.0	10W	500L	600L	8.8*3.5"	24"	MAX.140G/200-500L
HOB-2000DC	DCAIR-2.5	16W	900L	1200L	10*3.5"	25"	MAX.250G/600-900L
KO-1000EXT	DCAIR-1.0	10W	500L	600L	9.6*4.5"	18.5"	MAX.140G/200-500L
KO-2000EXT	DCAIR-2.5	16W	900L	1200L	11*5.6"	23"	MAX.250G/600-900L



NANO

09

PAGE 10

PROTEIN SKIMMER

Impressvie Performance / Hang-on installation

The Wavereef NANO-Skim is an ultra-compact Hang-on protein skimmer that offers a new level of refined filtration. All aspects of the skimmer were designed to surpass many challenges other skimmers on the market miss out on. It is compact and built to last, crafted from robust PVC and high quality acrylic. An impressively compact footprint makes it the ideal candidate for tight compartment applications. Every aspect of the skimmer disassembles completely for easy service. Our pipeless design for ES series not only saves on space but also allows the outgoing water to exit on the bottom of the skimmer and below the water surface providing splash-free circulation in the sump.



PRODUCT



ES-50INT



ES-100INT



ES-200INT



K1-NANO

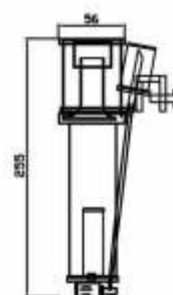


K1-30M

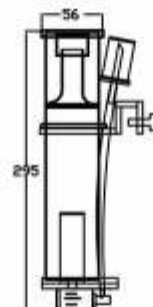


K1-50N

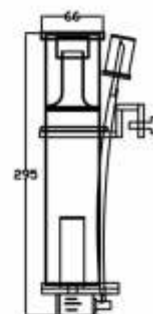
DIMENSIONS



ES-50INT



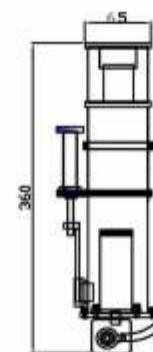
ES-100INT



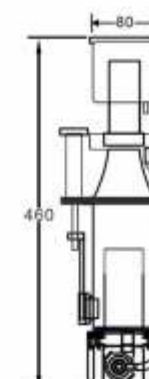
ES-200INT



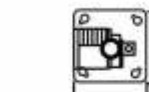
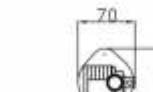
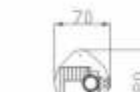
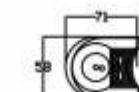
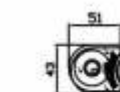
K1-NANO



K1-30M



K1-50N



NANO TECHNICAL SPECS

MODEL	PUMP USED	VOL.	WATTAGE	AIR INTAKEN	PIPE OD	TOTAL HEIGHT	FOOT PRINT	SUGGESTED TANK
ES-50INT	DCAIR-100	DC5V	2W	40L	OD40mm	10"(25cm)	2.1*1.9"	MAX.10G/10-38L
ES-100INT	DCAIR-150	DC12V	2.5W	60L	OD50mm	11.8"(30cm)	2.6*2.1"	MAX.15G/15-60L
ES-200INT	DCAIR-200	DC12V	3.5W	100L/H	OD60mm	11.8"(30cm)	3*2.5"	MAX.30G/40-120L
K1-NANO	DCAIR-400	DC12V	3.5W	100L/H	OD60mm	13"(33.5cm)	3.2*2.8"	MAX.30G/40-120L
K1-30M	DCAIR-400	DC12V	5W	150L	OD60mm	14.2"(36cm)	3.2*2.8"	MAX.50G/90-200L
K1-50N	DCAIR-600	DC12V	5.5W	180L	OD80mm	18.1"(46cm)	3.5*3.7"	MAX.65G/120-240L



09

PAGE 10B

NANO HOB PROTEIN SKIMMER

Impressvie Performance / Hang-on installation

The Wavereef NANO hob SKIM is an ultra-compact Hang-on box protein skimmer that offers a new levelof refined filtration. All aspects of this skimmer were designed to surpass many challenges other nano skimmers on the market miss out on. It is compact and injected form robust acrylic. An impressively compact footprint makes it the ideal candidate for tight compartment applications. All theparts of skimmer are injected which prevent the water leakage when working. It is equipped with a DC12V silent and efficient skimming pump plus fish-friendly stopper, funnel shaped adjustable collection cup and outflow adjuster, which bring the incredible performance for your aquarium filtration.



PRODUCT

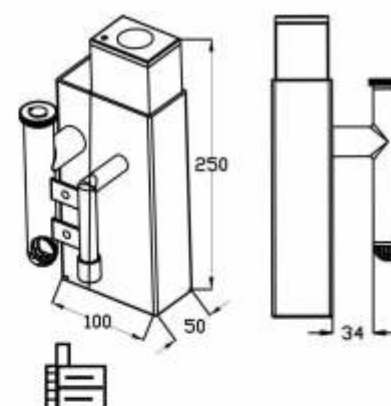


HOB-250DC

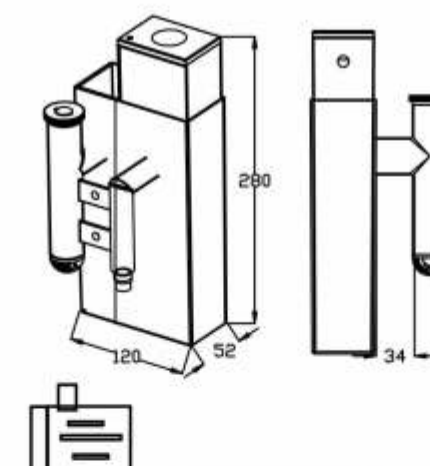


HOB-500DC

DIMENSIONS



HOB-250DC



HOB-500DC

NANO TECHNICAL SPECS

MODEL NO.	PUMP USED	VOL.	WATTAGE	AIR INTAKEN	WATER DRAW	FOOTPRINT	HEIGHT	TANK
HOB-250DC	DCAIR-400	DC12V	5W	150L/H	120L/h	3.9*2.16"(10*5cm)	9.8"(25cm)	MAX.30G/30-120L
HOB-500DC	DACIR-700	DC12V	6W	200L/H	260L/h	4.72*2.36"(12*6cm)	11"(28cm)	MAX.65G/60-240L



MAG-MOUNT /LIP-MOUNT NANO BOX PROTEIN SKIMMER

09

PAGE 10C

Impressive Performance / Fully Disassembly Design

The WaveReef NANO BOX MAG-MOUNT/LIP-MOUNT SKIM is an ultra-compact box protein skimmer that offers a new level of refined filtration. All aspects of this skimmer were designed to surpass many challenges other nano skimmers on the market miss out on. It is injected from robust acrylic. An impressively compact footprint makes it the ideal candidate for tight compartment applications. A strong magnetic holder system bring convenient adjustment for your reef sump or reef tank. Equipped with a DC12V efficient and silent skimming pump and funnel shaped adjustable collection cup, which bring the incredible performance for your aquarium filtration. Another main feature is that the whole product is disassembly, which bring easy cleaning for pump and body



PRODUCT



SLK-120M



SLK-240M

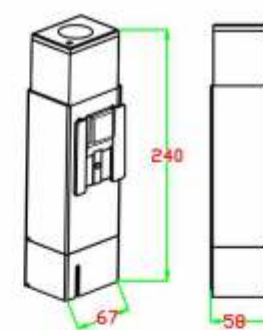


SLK-120B

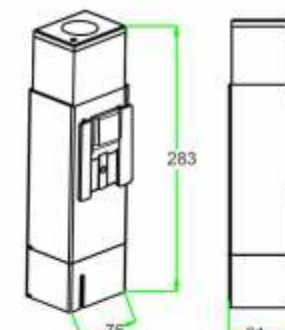


SLK-240B

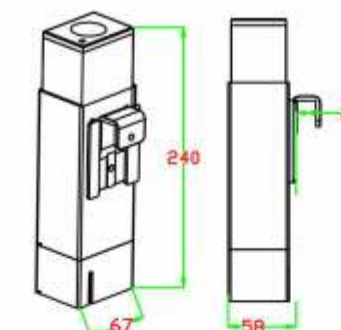
DIMENSIONS



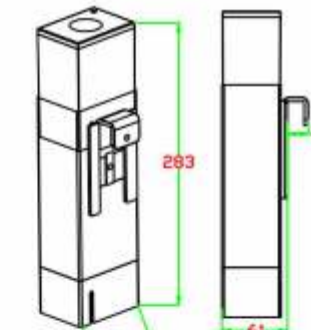
SLK-120M



SLK-240M



SLK-120B



SLK-240B

TECHNICAL SPECS

MODEL	PUMP USED	VOL.	WATTAGE	AIR INTAKEN	TOTAL HEIGHT	FOOT PRINT	SUGGESTED TANK	REMAKS
SLK-120B	DCAIR-200	DC12V	3.5W	100L/H	9.8"(25cm)	2.6*2"(6.5*5cm)	MAX.30G/30-120L	Hang-on hanger
SLK-240B	DCAIR-400	DC12V	5W	150L/H	12"(31cm)	3.2*2.4"(8*6cm)	MAX.60G/60-220L	Hang-on hanger
SLK-120M	DCAIR-200	DC12V	3.5W	100L/H	9.8"(25cm)	2.6*2"(6.5*5cm)	MAX.30G/30-120L	Magnetic hanger
SLK-240M	DCAIR-400	DC12V	5W	150L/H	12"(31cm)	3.2*2.4"(8*6cm)	MAX.60G/60-220L	Magnetic hanger



K9

11

PAGE 12

External sinewave protein skimmer

Impressive performance / Smart control

The Wavereef K9 Skim is an external smart Protein Skimmer that offers exceptional filtration for marine aquarium. Equipped with a smart controller with integrated memory. Wavereef apply the revolutionary sinewave technology to drive the skimmer at high performance. The sinewave technology can run much the pump more stably and quietly. The pump features a true slow startup where the pump slowly ramps up from zero RPM to the full preset speed over a period of approximately 8 seconds. All aspects of the skimmer were designed to surpass many challenges other commercial skimmers on the market miss out on.



PRODUCT



K9-130DC

K9-160DC

K9-200DC

K9-250DC

TECHNICAL SPECS

MODEL	PUMP MODEL	WATTAGE	AIR INTAKEN	BOTTLE OD	INLET (mm)	OUTPUT (mm)	TOTAL HEIGHT	FOOT PRINT	FEED PUMP SUGGESTED	SUGGESTED TANK
K9-130DC	DCAIR-2.5	16W	500L	OD130mm	OD16	OD40	21"(53cm)	14.2*8"(36*20cm)	2000L/h	MAX.150G/200-600L
K9-160DC	DCAIR-6.0	35W	1200L	OD160mm	OD20	OD40	22"(56cm)	15.4*9"(39*23cm)	3000L/h	MAX.250G/600-1000L
K9-200DC	DCAIR-9.0	50W	2000L	OD200mm	OD20	OD40	22.8"(58cm)	17*10.6"(43*27cm)	5000L/h	MAX.400G/900-1500L
K9-250DC	DCAIR-9.0	50W	2500L	OD250mm	OD25	OD50	25"(64cm)	18.9*12.16"(48*32cm)	8000L/h	MAX.800G/1200-3000L



SFC HYBRID REACTOR

13

PAGE 14

Impressive Performance/Integrated Co2 reactor

The Wavereef SFC series of canister-style reactor can function as calcium reactor or sulfur reactor or calcium+sulfur hybrid reactor. It depends on how you would apply it. It uses a upflow design to mix saltwater, calcium carbonate and Co2 inside the reactor chamber to eliminate the need for daily two-part dosing, which can keep your level balanced. With a built-in PH probe holder, you can easily keep an eye on the PH inside the reactor. With a PH monitor or control the Co2 with a PH controller, a Co2 recovery system can re-injects excess or unused Co2, which helps lower Co2 usage and minimizes excess of Co2 from going back into aquariums.

When applying it as sulfur reactor, it is based on the principle of converting nitrate into nitrogen gas specialized anaerobio bacteria in an oxygen-deficient enviroment. It is a very safe and effective way to reduce nitrate in a closed system. The use of sulphur beads encourages the growth of anaerobio bacteria as it oxidises sulphur as the food source. With a sulphur denitrator, there is no need to add a carbon food source to the reactor, unlike conventional denitrators. The result is a maintenance-free denitrator that works.

Besides it, you can use it as calcium-sulfur hybrid reactor based on two kinds of basic applications as mentioned above.



PRODUCT



SFC-120



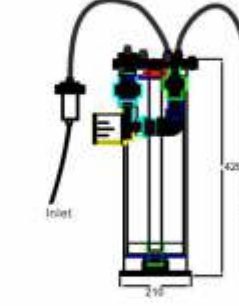
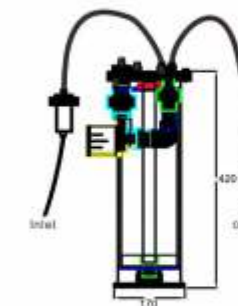
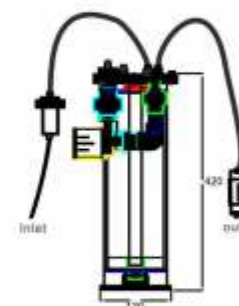
SFC-150



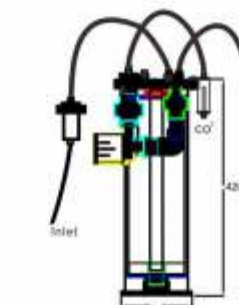
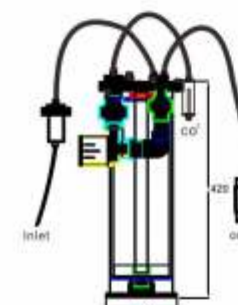
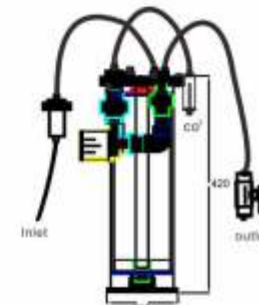
SFC-200

DIMENSIONS

Sulfur Reactor



Calcium Reactor or Calcium+sulfur hybrid reactor



SFC-120

SFC-150

SFC-200

SFC TECHNICAL SPECS

MODEL NO.	PIPE OD	PUMP	PIPE OUTLET	HEIGHT	CHAMBER CAPACITY	FOOT PRINT	SUGGESTED TANK
SFC-120	OD120	DCFLOW-1500	OD4/6	450mm	2.5L	138x138mm	upto 600L/200G
SFC-150	OD150	DCFLOW-3000	OD4/6	450mm	4.5L	168x168mm	upto 1500L/400G
SFC-200	OD200	DCFLOW-6000	OD4/6	450mm	8L	218x218mm	upto 3000L/800G



MF

MULTI-MEDIA REACTOR

Impressive Performance / External Installation

WaveReef multi-media Reactor was designed to provide the most efficient filtration in even the most demanding saltwater aquariums. With its high-quality universal fluidization filter, you can choose between a wide-variety of filtration media options to suit your individual aquarium needs. This filter will work with activated carbon, zeolites, phosphate adsorbents and filter resin from any manufacturers.

It features a versatile leak-proof design that can be placed either in the sump chamber or outside the aquarium when sump space is limited. Its ergonomic body and smart-twist system makes for easy and efficient media replacement with whichever location you choose. Internal sponges are also included to prevent filter media from entering your system.

15

PAGE 16

PRODUCT



MF-70



MF-90

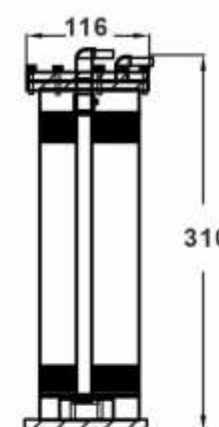


MF-120

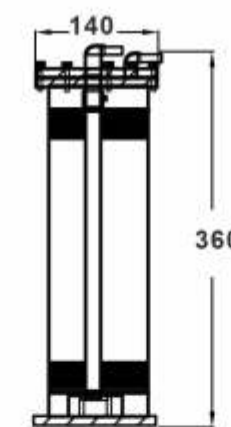


MF-150

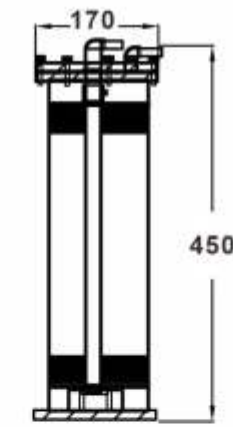
DIMENSIONS



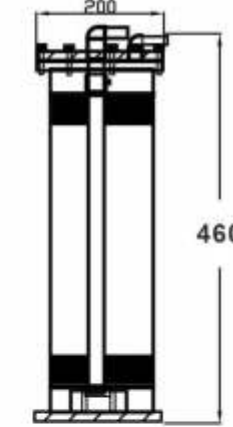
MF-70



MF-90



MF-120



MF-150

TECHNICAL SPECS

MODEL No.	PIPE DIAMETER	TOTAL HEIGHT	FOOTPRINT	MEDIA HOLDS	OUTLET	RECOMMENDED PUMP	RECOMENDED TANK
MF-70	OD70	310mm	110*110mm	200mL	OD12	500L/h	100-200L
MF-90	OD90	360mm	125*125mm	500mL	OD16	1000L/h	200-600L
MF-120	OD120	450mm	155*155mm	800mL	OD19	2000L/h	400-1000L
MF-150	OD150	460mm	185*185mm	1600mL	OD19	3000L/h	600-2000L



MF/GFO UV

15

PAGE 16B

UV MULTI-MEDIA REACTOR

Impressive Performance / External Installation

The WaveReef UV multi-media Reactor was designed to provide the most efficient filtration in even the most demanding saltwater aquariums. With its high-quality universal fluidization filter, you can choose between a wide-variety of filtration media options to suit your individual aquarium needs. This filter will work with activated carbon, phosphate adsorbents etc...from any manufacturers. It equipped with a smart UV sterilizer inside, which help kill the aquatic bacteria effectively.

Its ergonomic body and smart-twist system makes for easy and efficient media replacement with whichever location you choose. Internal sponges are also included to prevent filter media from entering your system.



PRODUCT

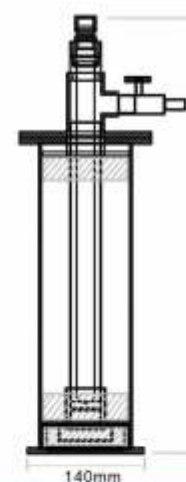


MF-120UV/MF-150UV

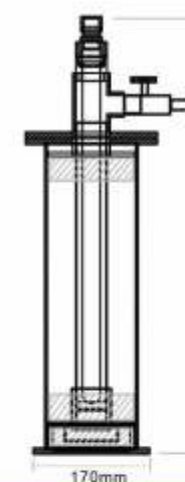


GFO-120UV-EXT/GFO-150UV-EXT

DIMESIONS



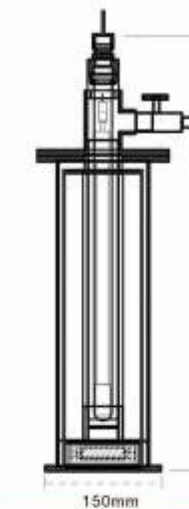
MF-120UV



MF-150UV



GFO-120UV-EXT



GFO-150UV-EXT

TECHNICAL SPECS

MODEL	PIPE OD	Max.Flowrate	Inlet/outlet	Holding Capacity	Sizes	UV POWER	Suggested tank
MF-120UV	OD 120	1500L/h	20/20mm	4000mL	14*14*45.5CM	27W	Upto 500L
MF-150UV	OD 150	3000L/h	20/20mm	6500mL	17*17*45.5CM	40W	Upto 1500L

MODEL NO.	UV(WATTAGE)	PIPE OD	OUTLET SIZES	HEIGHT	FOOT PRINT	MEDIA HOLDS	FEEDING PUMP	TANK SIZES
GFO-120UV-EXT	27W	OD120	OD20	510mm	136*136mm	3000mL	EVO-2000	140G/200-500L
GFO-150UV-EXT	40W	OD150	OD20	510mm	166*166mm	6000mL	EVO-3000	500G/500-1500L



MF/GFO UV

17

PAGE 18

UV MULTI-MEDIA REACTOR

Impressive Performance / External Installation

The WaveReef UV multi-media Reactor was designed to provide the most efficient filtration in even the most demanding saltwater aquariums. With its high-quality universal fluidization filter, you can choose between a wide-variety of filtration media options to suit your individual aquarium needs. This filter will work with activated carbon, phosphate adsorbents etc...from any manufacturers. It equipped with a smart UV sterilizer inside, which help kill the aquatic bacteria effectively.

Its ergonomic body and smart-twist system makes for easy and efficient media replacement with whichever location you choose. Internal sponges are also included to prevent filter media from entering your system.



PRODUCT

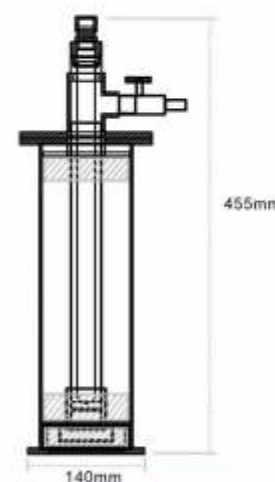


MF-120UV/MF-150UV

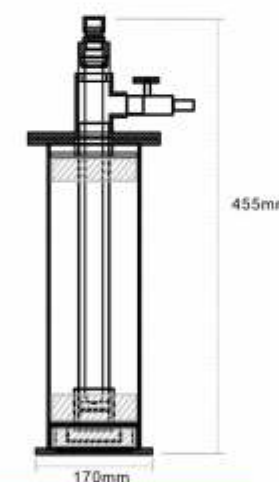


GFO-120UV-EXT/GFO-150UV-EXT

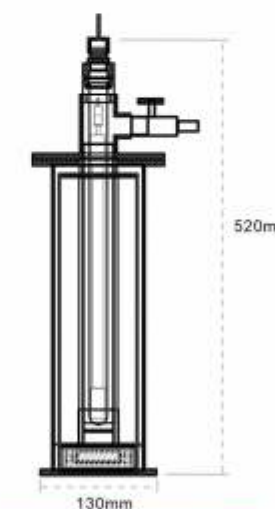
DIMESIONS



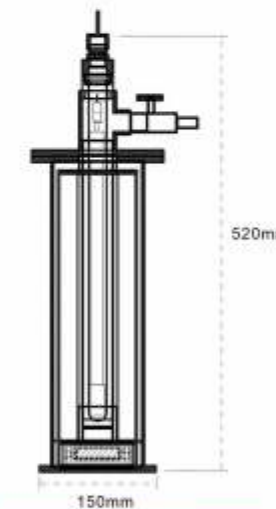
MF-120UV



MF-150UV



GFO-120UV-EXT



GFO-150UV-EXT

TECHNICAL SPECS

MODEL	PIPE OD	Max.Flowrate	Inlet/outlet	Holding Capacity	Sizes	UV POWER	Suggested tank
MF-120UV	OD120	1500L/h	20/20mm	4000mL	14*14*45.5CM	27W	Upto 500L
MF-150UV	OD150	3000L/h	20/20mm	6500mL	17*17*45.5CM	40W	Upto 1500L

MODEL NO.	UV(WATTAGE)	PIPE OD	OUTLET SIZES	HEIGHT	FOOT PRINT	MEDIA HOLDS	FEEDING PUMP	TANK SIZES
GFO-120UV-EXT	27W	OD120	OD20	510mm	136*136mm	3000mL	EVO-2000	140G/200-500L
GFO-150UV-EXT	40W	OD150	OD20	510mm	166*166mm	6000mL	EVO-3000	500G/500-1500L



GFO-EXT

EXTERNAL MULTI PURPOSE CANISTER STYLE REACTORS

Impressive Performance / External Installation

The WaveReef EXTERNAL Multi Purpose Canister Style reactors is a multi-purpose aquarium water filters specially designed for use in marine and reef aquaria. Insert your media of choice to help eliminate organic pollutants, odors, discolorations and algae fuels. It requires a small pump/powerhead and tubing[sold separately] to push water through the reactor. The ball valve is included in for easy adjusting the water flow to the hoped level.

This series reactors include Wavereef standard circulating pump.

19
PAGE 20

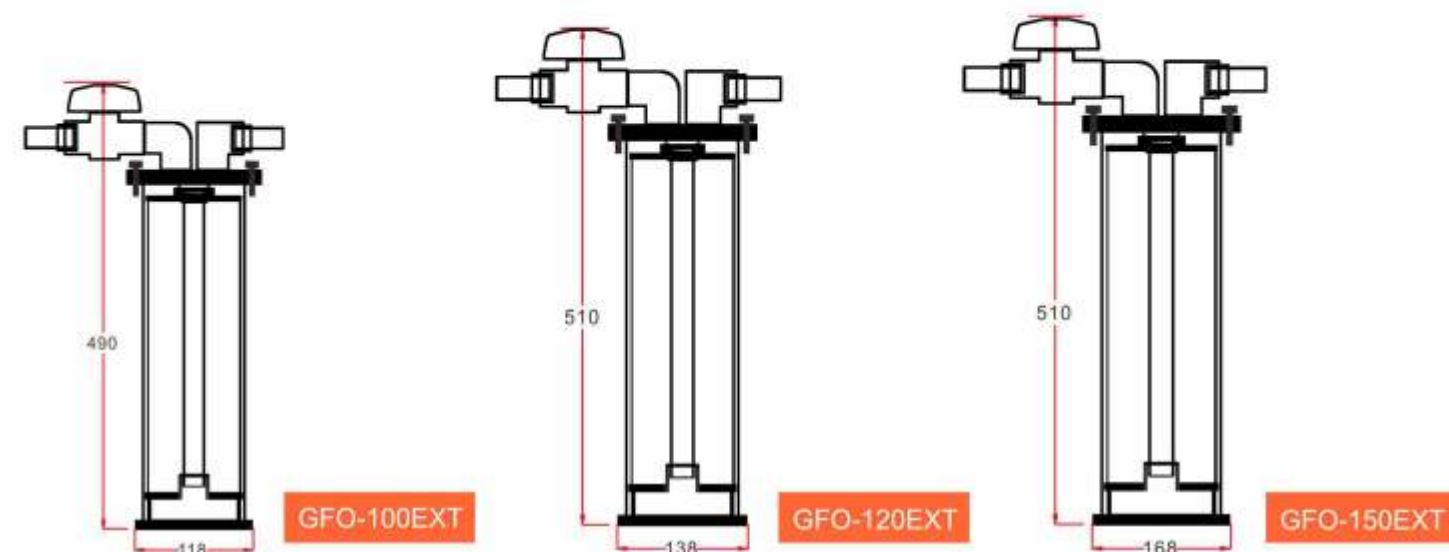
Circulating pump included



PRODUCT



DIMENSIONS



GFA TECHNICAL SPECS

MODEL NO.	PIPE OD	OUTLET SIZES	HEIGHT	FOOT PRINT	MEDIA HOLDS	FEEDING PUMP	TANK SIZES	3M TUBING
GFO-100EXT	OD100	OD16	490mm	118*118mm	2000mL	EVO-1000	200-600L	16/22 TUBING
GFO-120EXT	OD120	OD20	510mm	138*138mm	3000mL	EVO-2000	400-1000L	19/25 TUBING
GFO-150EXT	OD150	OD20	510mm	168*168mm	6000mL	EVO-3000	600-2000L	19/25 TUBING



GFO-INT

21

PAGE 22

IN-SUMP MULTI PURPOSE CANISTER STYLE REACTORS

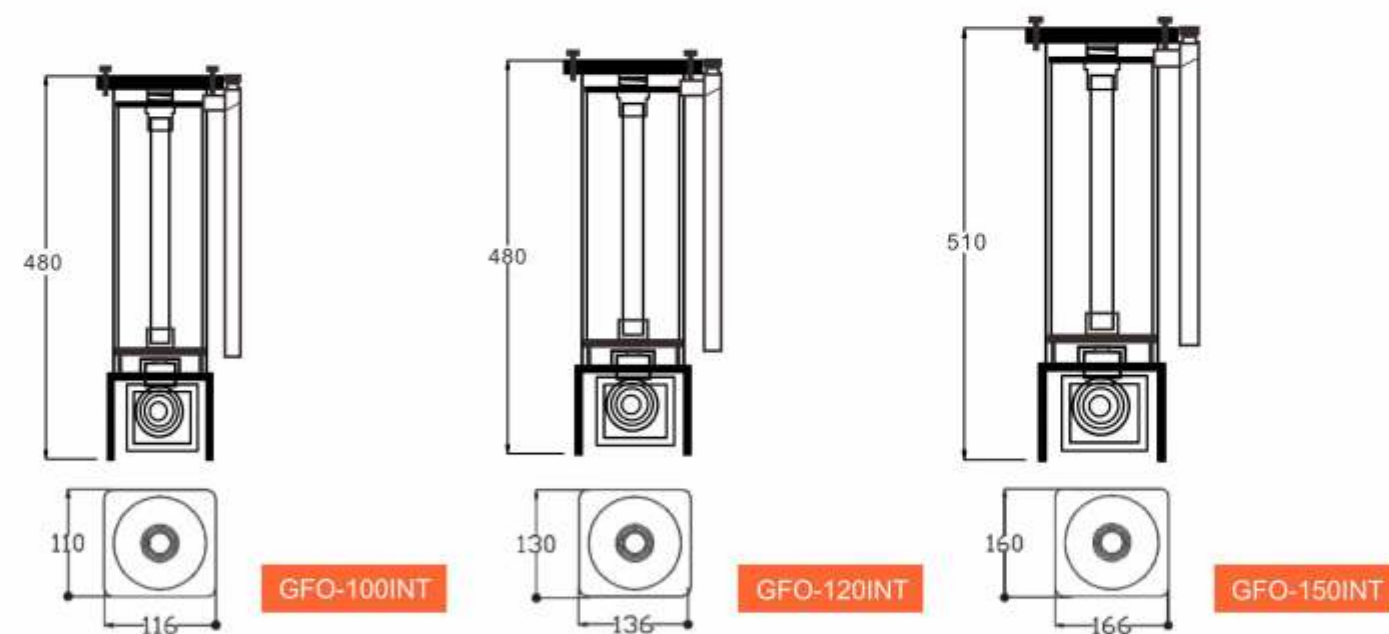
Impressive Performance / Internal Installation

The WaveReef In-sump Multi Purpose Canister Style reactors is a multi-purpose aquarium water filters specially designed for use in marine and reef aquaria. Insert your media of choice to help eliminate organic pollutants, odors, discolorations and algae fuels. It comes with internal cartridge for easy maintenance and with water pump to circulate.

PRODUCT



DIMENSIONS



GFP TECHNICAL SPECS

MODEL NO.	PIPE OD	OUTLET SIZES	HEIGHT	FOOT PRINT	MEDIA HOLDS	PUMP	TANK SIZES
GFO-100INT	OD100mm	OD32mm	480mm	110*117mm	2000mL	EVO-1000	200-600L
GFO-120INT	OD120mm	OD32mm	480mm	130*137mm	3000mL	EVO-2000	400-1000L
GFO-150INT	OD150mm	OD40mm	510mm	160*167mm	6000mL	EVO-3000	600-2000L



NANO GFP

MULTI LAYERS CARTRIDGE REACTOR

Impressive Performance / Internal Installation

WaveReef 2-layer/3-layer Cartridge Reactor is an innovative high-performance system reactor in a modular design for the filter media such as biopellet, active carbon, phosphate minus or Zeolite. Filter media are an essential part of maintaining good water quality in an aquarium. They help remove excess pollutants and raise water quality. Often media are simply placed in filter bags, this leads to channeling where all the media does not come into contact with the water. Leaving its full capacity unused.

WaveReef has developed the innovative assembled-Cartridge reactor as a simple and elegant solution to the problem of aquarium filtration. This kind of cartridge-style filter produces an even water flow throughout the chamber giving ideal conditions for any choice of filter media. It makes it simple to replace the filter media by each layer of assembled internal cartridge.

21

PAGE 22B

PRODUCT



GFO-50P



GFO-60P



GFO-80P



GFO-503DC/603DC

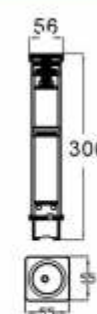


GFO-803DC



GFO-1003DC/1203DC

DIMENSIONS



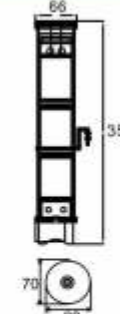
GFO-50P



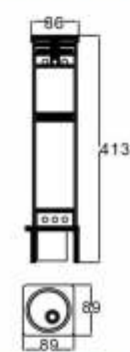
GFO-503DC



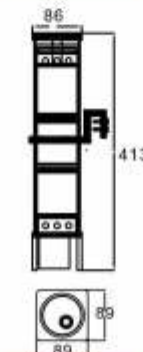
GFO-80P




GFO-803DC




GFO-80P



GFO-803DC



GFO-1003DC



GFO-1203DC

GFP TECHNICAL SPECS

MODEL	PUMP	VOL	POWER	FLOWRATE	TOTAL HEIGHT	PIPE OD	Biopellet	Zeolite	Carbon	Phosphate Minus	FLOW CONTROLLER	Suggested Tank	SUGGESTED MEDIA
2-LAYER CARTRIDGE REACTOR													
GFO-50P	DC-200	DC12V	5W	200L/H	30cm	OD5cm	31ml	-	57ml	-	YES	60-150L	BIOPellet bottom layer + CARBON(top layer)
GFO-60P	DC-400	DC12V	6W	400L/H	35cm	OD6cm	52ml	-	96ml	-	YES	200-450L	BIOPellet bottom layer + CARBON(top layer)
GFO-80P	DC-700	DC12V	8.5W	700L/H	41cm	OD8cm	160ml	-	296ml	-	YES	400-800L	BIOPellet bottom layer + CARBON(top layer)
3-LAYER CARTRIDGE REACTOR													
GFO-503DC	DC-200	DC12V	5W	200L/H	30cm	OD5cm	-	52ml	52ml	62ml	YES	60-150L	ZEOLITE(bottom layer)+CARBON(middle layer)+PHOSPHATE MINUS(top layer)
GFO-603DC	DC-400	DC12V	6W	400L/H	35cm	OD6cm	-	90ml	90ml	108ml	YES	200-450L	ZEOLITE(bottom layer)+CARBON(middle layer)+PHOSPHATE MINUS(top layer)
GFO-803DC	DC-700	DC12V	8.5W	700L/H	41cm	OD8cm	-	275ml	275ml	330ml	YES	400-800L	ZEOLITE(bottom layer)+CARBON(middle layer)+PHOSPHATE MINUS(top layer)
GFO-1003DC	DCFLOW-1500	DC24V	15W	1500L/H	50cm	OD10cm	-	546ml	546ml	655ml	YES	600-1200L	ZEOLITE(bottom layer)+CARBON(middle layer)+PHOSPHATE MINUS(top layer)
GFO-1203DC	DCFLOW-1500	DC24V	15W	1500L/H	50cm	OD12cm	-	694ml	694ml	832ml	YES	1000-2100L	ZEOLITE(bottom layer)+CARBON(middle layer)+PHOSPHATE MINUS(top layer)



AG

ALGAE REACTOR

Impressive Performance / External Installation

The Wavereef algae reactor is a water filtering device which uses planting LED light to grow algae. In this process, undesirable chemicals are removed from the water. Algae reactor have allowed saltwater and freshwater aquarium, or, pond hobbyists the ability to operate their tanks the way that oceans and lakes operate: using natural filtration in the form of primary production.

23

PAGE 24

PRODUCT

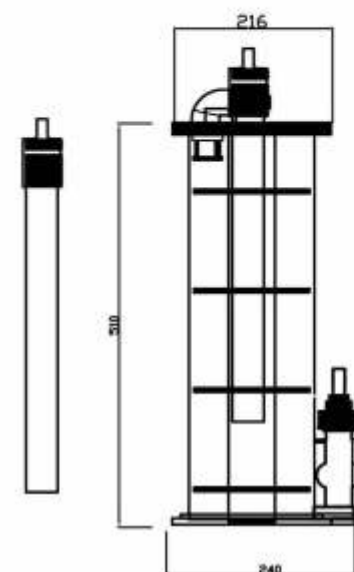


AG-160

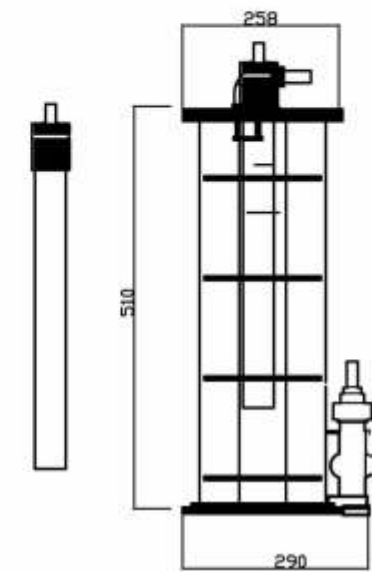


AG-200

DIMENSIONS



AG-160



AG-200

AG TECHNICAL SPECS

MODEL	LED LAMP	WATTAGE	INLET SIZES Ø	OUTLET SIZES Ø	RECOMENDED FLOW	FOOTPRINT	SUGGESTED TANK
AG-160	DC12V	12W	16mm	160mm	1000L/h	170*170*500mm	MAX. 150G/200-600L
AG-200	DC12V	12W	20mm	200mm	2000L/h	210*210*500mm	MAX. 400G/500-1500L



AG

HAIR ALGAE REACTOR

Impressive Performance / Internal Installation

The Wavereef HAIR algae reactor is a water filtering device which uses planting LED light to grow the HAIR algae. It is equipped with a high efficiency AC circulating pump, which makes the undesirable chemicals removed from the water deeply. Algae reactor have allowed saltwater and freshwater aquarium, or, pond hobbyists the bility to operate their tanks the way that oceans and lakes operate: using natural filtration in the form of primary production.

23

PAGE 24B

PRODUCT



AG-6DC



AG-9DC

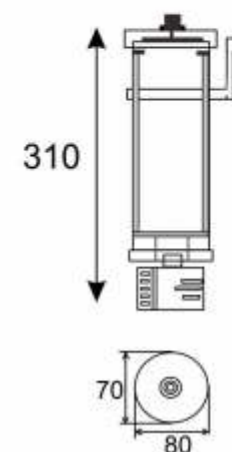


AG-11DC

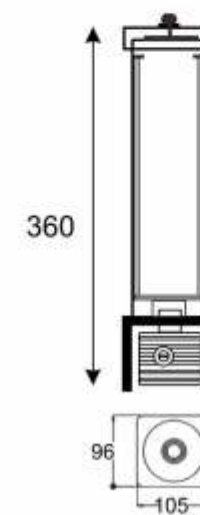


AG-16DC

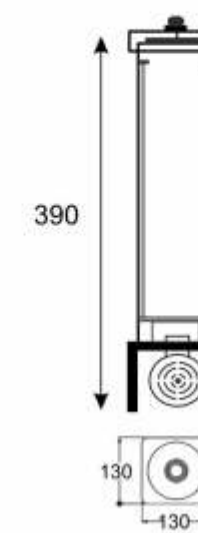
DIMENSIONS



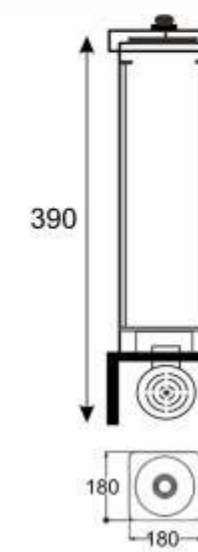
AG-6DC



AG-9DC



AG-11DC



AG-16DC

AG TECHNICAL SPECS

MODEL	LED LAMP	Wattage	Pump No	PUMP flow	FOOT PRINT	Suggested tank
AG-6DC	DC12V	6W	DC-200	200L/h	70*80*310mm	MAX.55G/30-200L
AG-9DC	DC12V	6W	DC-400	400L/h	96*105*360mm	MAX.105G/200-400L
AG-11DC	DC12V	9W	DC-700	700L/h	130*130*390mm	MAX.220G/400-800L
AG-16DC	DC12V	9W	DC-1000	1000L/h	180*180*390mm	MAX.350G/600-1200L



AGS-Pro

ALGAE SCRUBBER

25

PAGE 26A

Impressive Performance / External Installation

The WaveReef internal algae scrubber is a water filtering device which uses planting LED light to grow micro algae. In this process, undesirable chemicals are removed from the water. Algae scrubbers have allowed saltwater and freshwater aquarium, or pond hobbyists the ability to operate their tanks the way that oceans and lakes operate: using natural filtration in the form of primary production.

- *WaveReef algae scrubber in connection with protein skimmer will produce some of the clearest water
- *The algae is always growing and removing harmful nutrients from your tank.
- *Reduced water changes. There is no need to run GFO as the algae scrubber does the same thing only naturally
- *Algae scrubbers reduce not only glass cleaning but also the frequency of water changes
- *WaveReef algae scrubber comes with efficient EVO circulating pump

PRODUCT



AGS-50pro



AGS-100pro

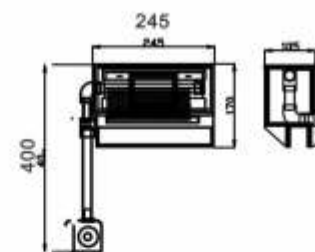


AGS-200pro

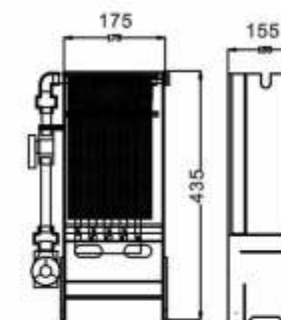


AGS-400pro

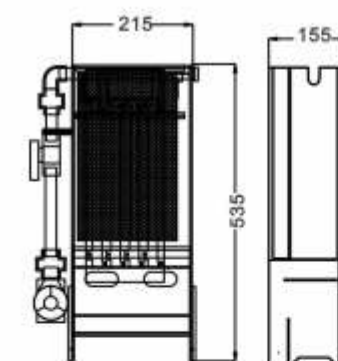
DIMENSION



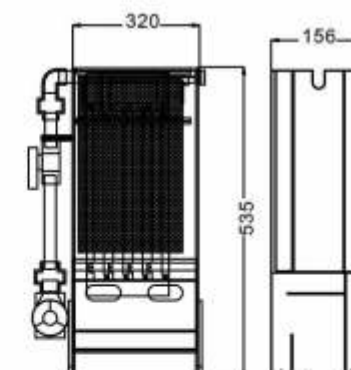
AGS-50pro



AGS-100pro



AGS-200pro



AGS-400pro

AGS TECHNICAL SPECS

WAVEREEF MODEL	LED Wattage	Max. Flowrate	Pump Included	FOOT PRINT	Suggested tank	TYPE
AGS-50pro	DC24V/6W	400L	EVO-400(6W)	28.5*13.5cm	MAX.80G/100-300L	N HANG-ON
AGS-100pro	DC24V/14W	700L	EVO-1000(20W)	27.5*15.6cm	MAX.105G/200-400L	S INTERNAL
AGS-200pro	DC24V/29W	1000L	EVO-1000(20W)	31.6*15.6cm	MAX.225G/400-800L	M INTERNAL
AGS-400pro	DC24V/36W	2000L	EVO-2000(30W)	42*15.6cm	MAX.350G/600-1200L	L INTERNAL



AGS EXT PRO

ALGAE SCRUBBER

Impressive performance/External Installation

The WaveReef external algae scrubber is a water filtering device which uses planting LED light to grow micro algae. In this process, undesirable chemicals are removed from the water. Algae scrubbers have allowed saltwater and freshwater aquarium, or, pond hobbyists the ability to operate their tanks the way that oceans and lakes operate: using natural filtration in the form of primary production.

- *WaveReef algae scrubber in connection with a protein skimmer will produce some of the clearest water.
- *The algae is always growing and removing harmful nutrients from your tank.
- *Reduced water changes. There is no need to run GFO as the algae scrubber does the same thing only naturally.
- *Algae scrubbers reduce not only glass cleanings but also the frequency of water changes.

25

PAGE 26B

PRODUCT



AGS-1EXT-PRO

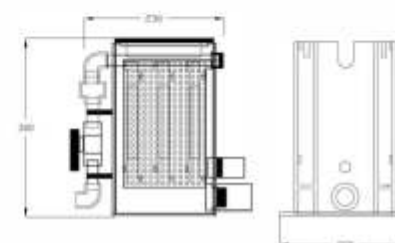


AGS-2EXT-PRO

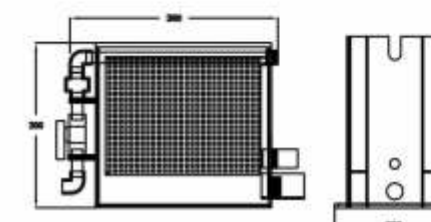


AGS-4EXT-PRO

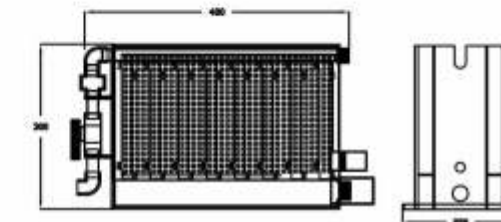
DIMENSION



AGS-1EXT-PRO



AGS-2EXT-PRO



AGS-4EXT-PRO

AGS TECHNICAL SPECS

MODEL	LED Wattage	Outlet Sizes	Emergency output drain	Inlet Sizes	2m Tubing Included	Screen Size	LxWxH	Pump Included	Max Flowrate	Suggested tank
AGS-1EXT-pro	DC24V/12W	1"	1/2"	16mm	16/22mm	8.5*5.9"	6.97*8.66*11.82"	EVO-1000(20W)	250gph	MAX.105G/200-400L
AGS-2EXT-pro	DC24V/24W	1"	1"	16mm	16/22mm	12.2*11.41"	12.6*8.7*12.6"	EVO-1000(20W)	500gph	MAX.225G/400-800L
AGS-4EXT-pro	DC24V/30W	1.5"	1"	20mm	19/25mm	15.75*10.43"	16.53*8.7*12.6"	EVO-2000(30W)	800gph	MAX.350G/600-1200L



KR

27

PAGE 28

KALKWASSER REACTOR

Impressive Performance / External Installation

The WaveReef Kalk Mixer is a dedicated reactor for mixing calcium hydroxide[kalkwasser] solution to ensure maximum concentration with each dose to your aquarium and eliminates the need for frequent manual mixing. A clever and replace frequently. The intelligent design makes maintenance a breeze and the slim profile allows for easy placement under your tank and integration with your existing ATO system.

PRODUCT



KR-100



KR-120

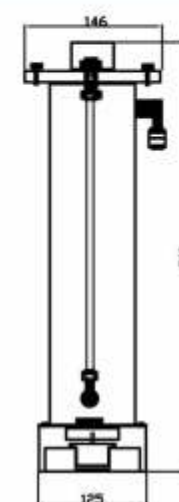


KR-150

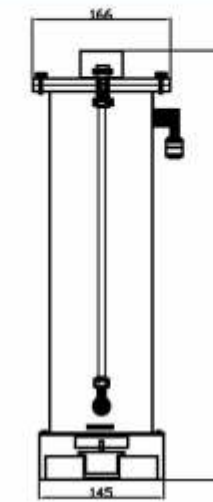


KR-200


DIMENSIONS



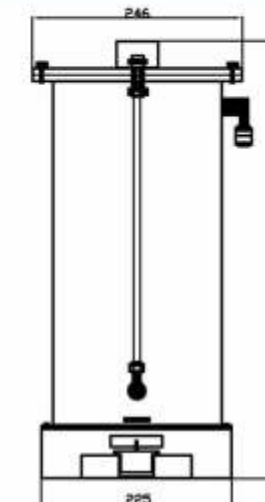
KR-100



KR-120



KR-150



KR-200

KR TECHNICAL SPECS

Model	Volt.	Inlet RO Tubing Sizes	Outlet RO Tubing Sizes	Pipe OD	Height	Holding Capacity	Foot print	Suggested tank
KR-100	DC12V	1/4"	3/8"	100mm	51cm	0.8gallon	125*125mm	MAX.60G/60-200L
KR-120	DC12V	1/4"	3/8"	120mm	51cm	1 gallon	145*145mm	MAX.100G/120-400L
KR-150	DC12V	1/4"	3/8"	150mm	51cm	2 gallon	175*175mm	MAX.225G/400-800L
KR-200	DC12V	1/4"	3/8"	200mm	51cm	3 gallon	225*225mm	MAX.350G/600-1200L



ZR

A

27

PAGE 28

AUTO ZEOLITE RECTOR

Impressive Performance/Internal Installation

The WaveReef latest Auto Zeolite Reactor can create a more natural saltwater environment by removing any excess nutrients and organics from your aquarium water without removing vital trace elements. It comes with a DC24V motor on top to automatically shake the Zeo media inside the reactor. This will automatically release the colonizing bacteria that will feed your aquarium's coral. It can help save the boring of shaking it by hand.



PRODUCT



ZR-100

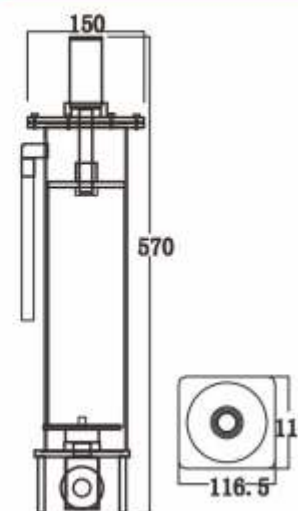


ZR-120

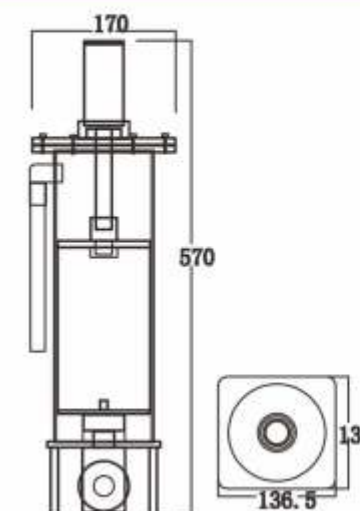


ZR-150

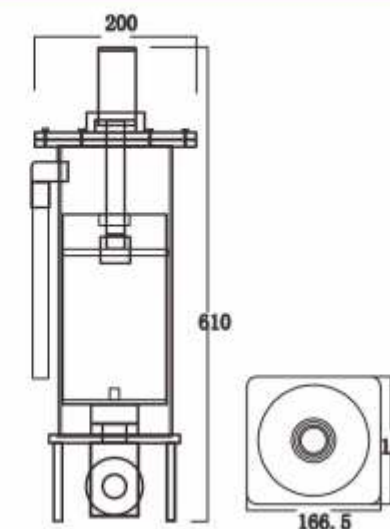
DIMENSIONS



ZR-100



ZR-120



ZR-150

ZR TECHNICAL SPECS

MODEL NO.	MOTOR	OUTLET SIZES	HEIGHT	FOOT PRINT	MEDIA HOLDS	PUMP SUGGESTED	TANK SIZES
ZR-100	DC24V/36W	OD32	590mm	115*110mm	700mL	EVO-1000	100-500L
ZR-120	DC24V/36W	OD32	590mm	135*130mm	1500mL	EVO-2000	500-1000L
ZR-150	DC24V/36W	OD40	620mm	165*160mm	3000mL	EVO-3000	1000-2000L



MBBR

MOVING-BED BIOLOGICAL REACTOR

Impressive Performance / External Installation

WaveReef Moving-bed Biological Reactor can create a more natural saltwater environment by removing the PO3,N04. Its MBBR media is a scientific formula biological media, which bring easier breeding for bacteria. It can be used around 10 years that much more durable than the biopellet media and easy for maintenance.

B 27

PAGE
28

PRODUCT

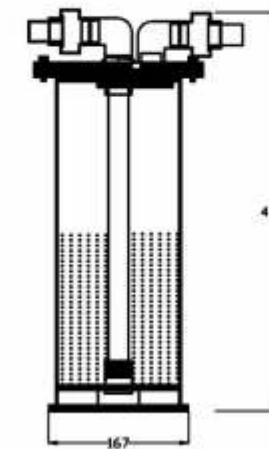


MBBR-150

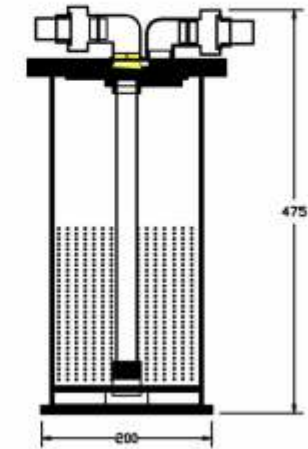


MBBR-180

DIMENSIONS



MBBR-150



MBBR-180

MBBR TECHNICAL SPECS

MODEL NO	PIPE OD SIZES	INLET/OUTLET SIZES	HEIGHT	FOOT PRINT	MEDIA INCLUDED	TANK SIZES	PUMP SUGGESTED
MBBR-150	OD150	OD25/OD25	450mm	160*160mm	0.5KG	100-500L	EVO-3000
MBBR-180	OD180	OD25/OD25	450mm	190*190mm	1KG	400-1000L	EVO-4000




ROLFIL

ROLLER FLEECE FILTER

Impressive Design / Easy Installation

The WaveReef ROLFIL fleece filter is designed to help reduce the maintenance so that the waste has no time to breakdown in the water column. By using it, there is no need for swapping filter socks every few days.

Equipped with a world No.1 safest smart ato sensor, which bring less chance to accumulate waterball to make the wrong judgement. It is a high efficiency water filtration system that effectively removes suspended particles by its great fleece such as: micro algae, detritus, food, organic waste and gravel dust from the water column. Each roll of fleece can last from 1 to 3 months. It is suitable for use in marine aquariums, freshwater aquariums, fish-breeding systems and propagation system for corals.



29
PAGE 30

PRODUCT



ROLFIL-2500A

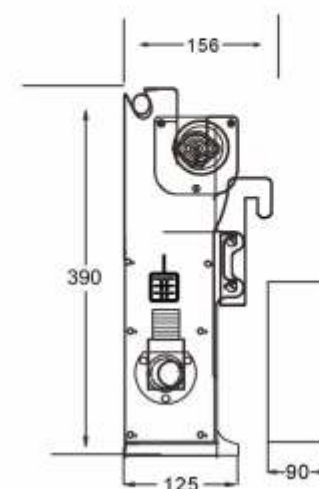


ROLFIL-5000A

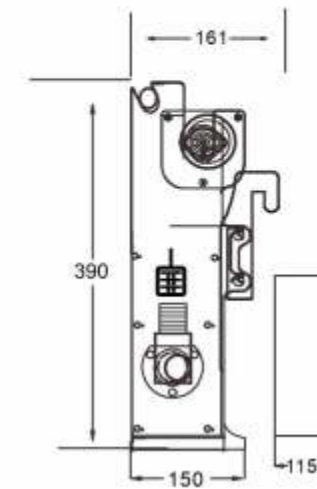


ROLFIL-8000A

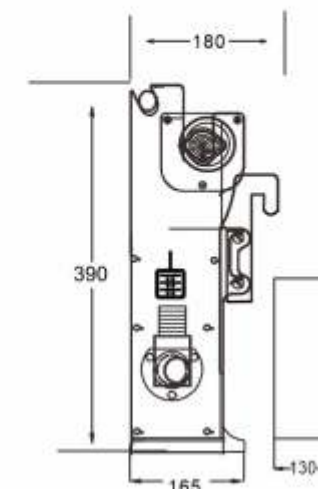
DIMENSIONS



ROLFIL-2500A



ROLFIL-5000A



ROLFIL-8000A

ROLFIL TECHNICAL SPECS

MODEL	Volt.	Inlet Sizes	FlowRate(L/h)	Filter fleece dimensions	FOOT PRINT	HEIGHT	Suggested tank
ROLFIL-2500A	DC12V	32mm	2500L/h	50 Micron/25m	12.5*9cm	39cm	MAX.135G/120-500L
ROLFIL-5000A	DC12V	40mm	5000L/h	50 Micron/25m	12.5*11.5cm	39cm	MAX.250G/400-1000L
ROLFIL-8000A	DC12V	40mm	8000L/h	50 Micron/25m	12.5*13.5cm	39cm	MAX.400G/800-1500L



29

PAGE 30A

REEFIL

AUTO ROLLER FILTER

Impressive Design / Easy Installation

WaveReef REEFIL AUTO roller filter eliminates the need for filter socks and automatically remove particles from your aquarium water. You can get the crystal clear water and waste removal before it breaks down, and reduced daily maintenance. Unlike other filter roller systems, replacing the fleece roll is a breeze. There's no need to remove the entire unit from the sump or even turn off your pumps. Changing out the media in the integrated media basket is equally straightforward. Just pull out the media basket tray, refill with new media, and slide it back into the slots at the bottom of the main body. The WaveReef REEFIL comes with feet, so you can place it directly in your sump. If you prefer, a hanging bracket is also included, enabling you to hang the filter from the edge of your sump.



PRODUCT



REEFIL-80A

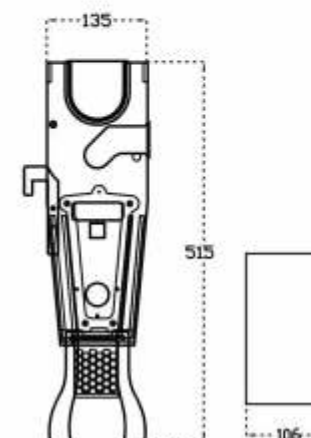


REEFIL-120A

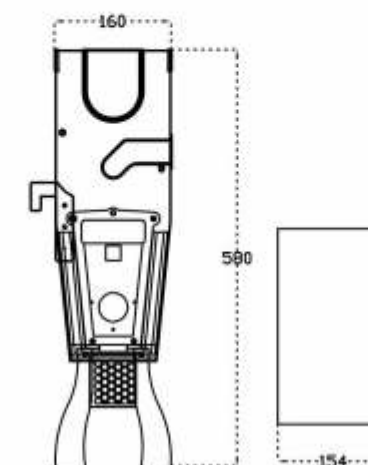


REEFIL-170A

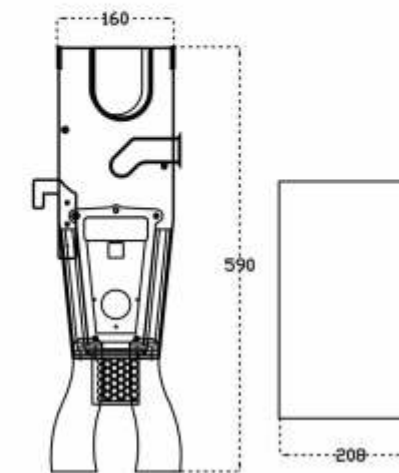
DIMENSIONS



REEFIL-80A



REEFIL-120A



REEFIL-170A

REEFIL TECHNICAL SPECS

MODEL	Volt	Inlet Sizes	Max.FlowRate (L/h)	Fleece Model	Filter Fleece Dimensions	FOOTPRINT	Mainbody Height	Suggested tank
REEFIL-80A	DC12V	32mm	5000L/h	RF-7325B	200 Micron/25m	13.5*10.6CM	51.5cm	MAX.250G/120-1000L
REEFIL-120A	DC12V	40mm	9000L/h	RF-1250B	200 Micron/45m	16*15.4cm	58cm	MAX.500G/400-2000L
REEFIL-170A	DC12V	40mm	13000L/h	RF-1750B	200 Micron/45m	20.8*16cm	59cm	MAX.800G/800-3000L



DROPIN FLEECE FILTER

29

PAGE 30B

Impressive Design / Easy Installation

The WaveReef Drop-in fleece filter is designed to help reduce the maintenance so that the waste has no time to breakdown in the water column. By using it, there is no need for swapping filter socks every few days.

Equipped with a world No.1 safest smart ato sensor, which bring less chance to accumulate waterball to make the wrong judgement. It is a high efficiency water filtration system that effectively removes suspended particles by its great fleece such as: micro algae, detritus, food, organic waste and gravel dust from the water column. Each roll of fleece can last from 1 to 3 months. It is suitable for use in marine aquariums, freshwater aquariums, fish-breeding systems and propagation system for corals.

- *Magnetically mounted triple optical sensor
- *WaveReef Smart Controller
- *90 degree hinge to fit in tight areas
- *Compatible with most 4" and 7" filter sock holes
- *Includes 25 yards of 50-micron fleece
- *Fully automatic with smart controller
- *Removable lid with carbon insert for noise and odor control
- *Multiple units can be placed side-by-side
- *Months of Maintenance-Free Filtration
- *Fits in tight areas



PRODUCT



D4



D7

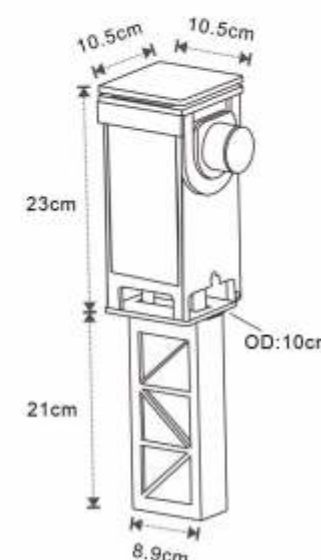


D4/D7 HOB Bracket

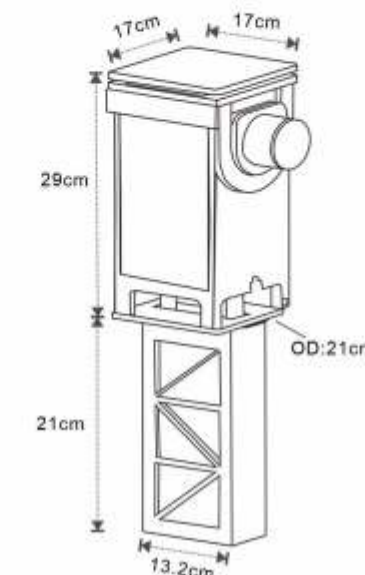


COVER-4"/COVER-7"

DIMENSIONS



D4



D7

DROPFIL TECHNICAL SPECS

MODEL	Volt.	FlowRate(L/h)	Filter fleece dimensions	Sock Hole Sizes	Height	Suggested tank
D4	DC12V	2800L/h	50 Micron/25m	OD10cm	44cm	MAX.135G/120-500L
D7	DC12V	6800L/h	50 Micron/25m	OD18cm	50cm	MAX.400G/800-1500L




MULTI MEDIA FILTER

29

PAGE 30C

Impressive Design / Easy Installation

Multifilters are ready-to-install filters for specific removal of organic elements, nitrates, ammonia or phosphates. The Multifilters have a specially designed low-voltage pump for optimal circulation and can be used externally as well as internally. The filter can be fixed directly on the aquarium glass with the help of special suction cups. The filter starts functioning immediately upon activation. Overdosing is not possible, as the binding agents are ingrained in the substrate matrix



PRODUCTS



PPF-001

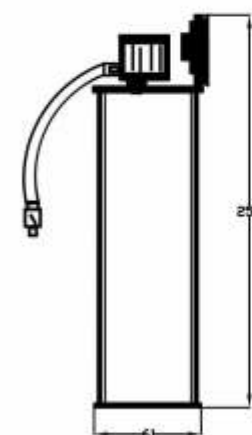


NPF-001

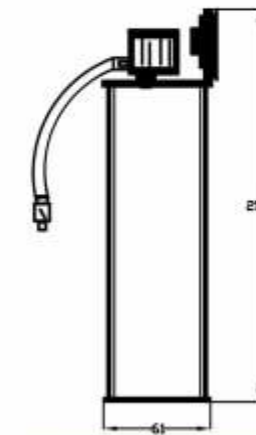


OPF-001

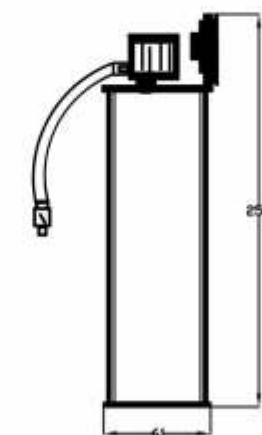
DIMENSIONS



PPF-001



NPF-001



OPF-001

TECHNICAL SPECS

MODEL	VOLT	Wattage	Adjustable FLOWRATE	Cartridge sizes	Media	Filter-media life	For Tank Length
PPF-001	DC12V	3W	0 to 120L/H	OD57*180mm	PHOSPHATE	3 months	upto 200L(03.-1.2m)
OPF-001	DC12V	3W	0 to 120L/H	OD57*180mm	ORGANIC	3 months	upto 200L(03.-1.2m)
NPF-001	DC12V	3W	0 to 120L/H	OD57*180mm	NITRITE	3 months	upto 200L(03.-1.2m)



RO

4-Stage Reverse Osmosis Water Filtration Systems

Impressive Design / Easy Installation

The WaveReef RO/DI water filtration system is a four-stage reverse osmosis de-ionization filter system that efficiently removes up to 99% of tap water impurities. WaveReef RO/DI system does not require a power source and can be installed within minutes to create the perfect water for your freshwater aquarium, saltwater, as well as reef aquariums.

29

PAGE 30D

PRODUCT



RODI-75/100

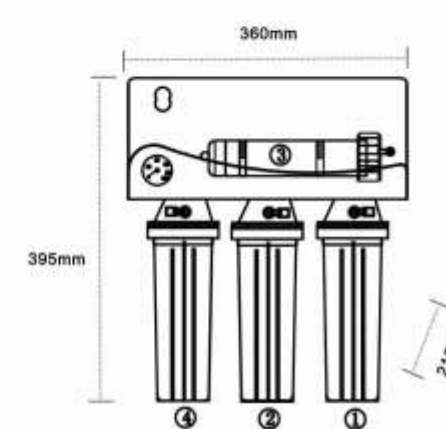


RODI-150/200

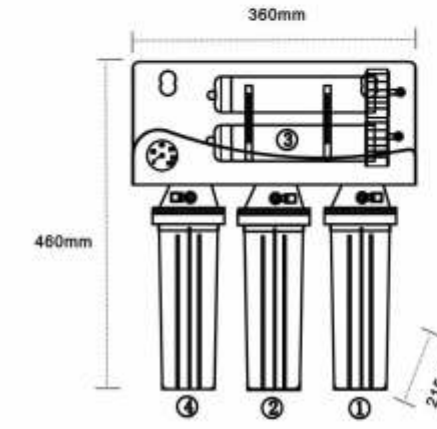


TDS-1/2/3

DIMENSIONS

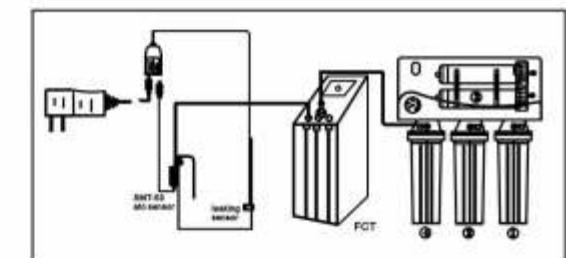


RODI-75/100



RODI-150/200

APPLICATION



RO TECHNICAL SPECS

MODEL	Dimensions (HxWxD)	Dimensions (LxWxH)	Sediment Filter - Stage 1	Carbon Block - Stage 2	Membrane - Stage 3	Deionization Resin - Stage 4	Water to Purified Water Ratio	Recovery Rate	Auto Shut Off Valve	Manual Flush Valve	Installation Adapters	Recommended Min Water Pressure	Flowing Rate
RODI-75	75"1	36x 21.5 x 39.5cm	5 Micron Sediment Filter	5 Micron Carbon Block	75gpd VonTron Membrane	Mixed Bed DI Resin with Refillable Cartridge	3:01	99%*	Yes	Yes	Yes	50-80psi	1/4in RO Tubing
RODI-100	100"1	36x 21.5 x 39.5cm	5 Micron Sediment Filter	5 Micron Carbon Block	100gpd VonTron Membrane	Mixed Bed DI Resin with Refillable Cartridge	3:01	98%*	Yes	Yes	Yes	50-80psi	1/4in RO Tubing
RODI-150	75"2	36x 21.5 x 46cm	5 Micron Sediment Filter	5 Micron Carbon Block	75gpd VonTron Membrane	Mixed Bed DI Resin with Refillable Cartridge	1.5:1	99%*	Yes	Yes	Yes	65-80psi	1/4in RO Tubing
RODI-200	100"2	36x 21.5 x 46cm	5 Micron Sediment Filter	5 Micron Carbon Block	100gpd VonTron Membrane	Mixed Bed DI Resin with Refillable Cartridge	1.5:1	98%*	Yes	Yes	Yes	65-80psi	1/4in RO Tubing



NC

AUTO SKIMMER -CUP CLEANER

Auto Performance/Smart Controlling

WaveReef Auto skimmer-cup cleaner comes with smart controller for easy operation and less work. It is great to clean the neck of your protein skimmer twice a day automatically. You can also press and hold the button to drive to clean the neck at any time.

31

PAGE 32

PRODUCT



NE-10/11/13/16/20/25



NC-100S
NC-130S
NC-160S
NC-200S
NC-250S
NC-200S

NC-100M
NC-110M
NC-130M
NC-160M
NC-200M
NC-250M



CO-50/100/200



SRS-1815/2318/2823



WCT-1.5L



WCT-2.5L



WCT-4.5L

NECK EXTENSION	NECK CLEANER	SKIMMER APPLIED
NE-10	NC-100M	For K1-100/KO-1000EXT
NE-11	NC-110M	For K1-100/K2-110INT/K5-110/KO-1000EXT
NE-13	NC-130M	For K1-130/K2-130INT/K5-130/K7-130UV/KO-2000EXT
NE-16	NC-160M	For K1-160/K2-160INT/K3-160OVP/K5-160/K7-160UV
NE-20	NC-200M	For K1-200/K2-200INT/K3-200OVP/K5-200/K7-200UV
NE-25	NC-250M	FOR K3-250OVP/K5-250/K7-250UV

SMART SKIMMER-CUP CLEANER

MODEL	WAVEREEF SIZE	WAVEREEF SKIMMER MODEL
NC-100S/NC-100M	100mm	R1-100/K1-100/K2-100
NC-130S/NC-130M	130mm	R1-130/K1-130/K2-130
NC-160S/NC-160M	160mm	R1-160/K1-160/K2-160
NC-200S/NC-200M	200mm	R1-200/K1-200/K2-200
NC-250S/NC-250M	250mm	R1-250/K1-250/K2-250
NC-300S/NC-300M	300mm	K1-300/K2-300

ADJUSTABLE STAND FOR PROTEIN SKIMMER

MODEL	SIZES	ADJUSTABLE HEIGHT
SRS-1815	180*150mm	4.5-7CM RAISING
SRS-2318	230*180mm	4.5-7CM RAISING
SRS-2823	280*230mm	6-10CM RAISING

CO2 SCRUBBER

MODEL	SIZES	CO2 MEDIA INCLUDED
CO-50	OD100*120	0.5KG
CO-100	OD100*200	1KG
CO-200	OD120*250	2KG

FRESHWATER WATER CONTAINER

MODEL	SIZES	FLOATING SWITCH SENSOR
WCT-1.5L	1.5L	YES
WCT-2.5L	2.5L	YES
WCT-4.5L	4.5L	YES





SN

STREAM NOZZLE

OPTIONAL/COMPACT DESIGN

WaveReef STREAM NOZZLES comes with optional outlet nozzles for your aquariums. They are compact and easy for installation.

- *WOF-1500: Overflow box for 1500-2000 Aquarium
- *WOF-3000: Overflow box for 3000-3500 Aquarium
- *RW-1M: 1" 7-shape connector with male thread
- *Z Connector: connector for RW/WOF
- *RW-002A/B: Return waving outle(spinner) comes with Od25 male/female thread
- *RW-003A/B: Duck beer outlet comes with Od25 male/female thread

31

PAGE 32B

PRODUCT



WOF-1500



WOF-3000



RW-1M



Z Connector



RW-002A



RW-002B



RW-003A



RW-003B



TCV

33

PAGE 34

ACRYLIC AQUARIUM SUMP

Impressive Design/Easy Installation

The WaveReef TCV Sump Series features machine-cut acrylic with fully transparent front view for easy watching the performance of the equipment inside. It can house all of WaveReef skimmers, reactors and pumps in style, making it just as pretty as your display tank. The whole series come with filter cup instead of filt sock so that you put in your hoped filter media to raise its performance. The built-in filter cup holder have also been designed for hobbyists who choose to use auto-filter rollers, reducing the time spent on maintenance. The WaveReef Sump also features a bubble diffusing intake that reduces microbubbles from entering your display tank and keeps salt creep in or around your sump to a minimum. Adjust the water level in your sump to accommodate your protein skimmer, eliminating the need for a skimmer stand, so you can dial in with ease

PRODUCT



TCV-10A



TCV-12A



TCV-15A



TCV-24A/30A/36A



TCV-36XL/48XL

DIMENSIONS



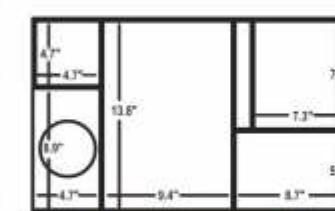
TCV-10A



TCV-12A



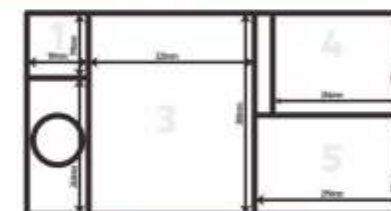
TCV-15A



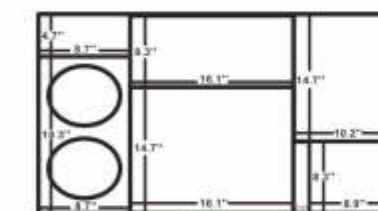
TCV-24A



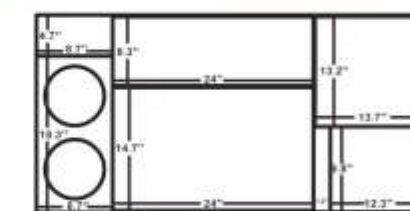
TCV-30A



TCV-36A



TCV-36XL



TCV-48XL

TCR TECHNICAL SPECS

Model No	INLET	SKIMMER CHAMBER	RETURN CHAMBER	FILTER CUP	ATO CHAMBER	MAX Water level	ADJUSTABLE WATER LEVEL	PROBE BRACKET	OVERALL SIZES	REFUGIUM SIZES	TANK USAGE
TCV-10A	1"1pc	6.1"4.7"	3.1"4.7"	OD4"H8"1PC	NA	7"	5" to 9"	NA	10x10x12"	NA	UPTO 15G/60L
TCV-12A	1"1pc	8.1"6.7"	3.1"6.7"	OD4"H8"1PC	2L/0.5G	8"	5" to 9"	NA	12x12x14"	NA	UPTO 30G/120L
TCV-15A	1"1pc	9.8"9.6"	4.7"9.8"	OD4"H8"1PC	3L/0.8G	9"	5" to 9"	3 HOLES	15x15x14"	NA	UPTO 50G/180L
TCV-24A	1"1pc	10.8"14.5"	8"7.6"	OD4"H8"1PC	12L/3G	9"	5" to 9"	3 HOLES	24x14x16"	NA	UPTO 110G/400L
TCV-30A	1"2pcs	13.7"15"	8"10.8"	OD4"H8"2PC	21L/5.5G	9"	5" to 9"	3 HOLES	30x16x16"	NA	UPTO 160G/600L
TCV-36A	1.5"2pcs	15.16"17.7"	9.84"8.7"	OD7"H8"1PC	31L/8G	9"	5" to 9"	3 HOLES	36x18x16"	NA	UPTO 220G/800L
TCV-36XL	1.5"2pcs	18"14.8"	8.3"10.9"	OD7"H8"2PC	46L/12G	9"	5" to 9"	3 HOLES	36x23.5x16"	18"8.3"	UPTO 270G/1000L
TCV-48XL	1.5"2pcs	24"14.8"	9.8"16.3"	OD7"H8"2PC	60L/15G	9"	5" to 9"	3 HOLES	48"x23.5"x16"	24"8.2"	UPTO 320G/1200L



SS

33

PAGE 34A

ACRYLIC AQUARIUM SUMPS

Impressive Design/Easy Installation

The WaveReef Simple Sump Series features machine-cut acrylic with fully transparent front view for easy watching the performance of the equipment inside. It can house all of WaveReef skimmers, reactors and pumps in style, making it just as pretty as your display tank. The whole series come with filter cup instead of filt sock so that you put in your hoped filter media to raise its performance. The built-in filter cup holder have also been designed for hobbyists who choose to use auto-filter rollers, reducing the time spent on maintenance. The WaveReef Sump also features a bubble diffusing intake that reduces microbubbles from entering your display tank and keeps salt creep in or around your sump to a minimum. Adjust the water level in your sump to accommodate your protein skimmer, eliminating the need for a skimmer stand, so you can dial in with ease.



PRODUCT



SS-15A



SS-24A

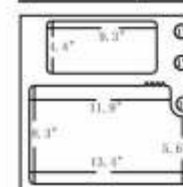
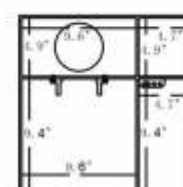


SS-30/36A

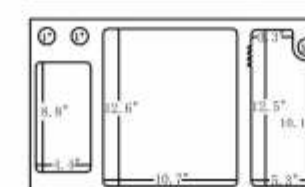
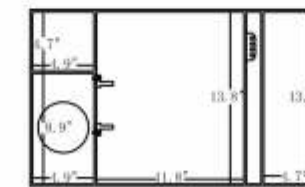


SS-39/48A

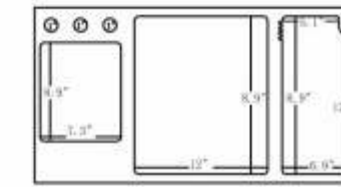
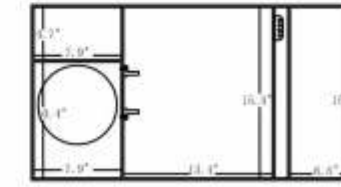
DIMENSIONS



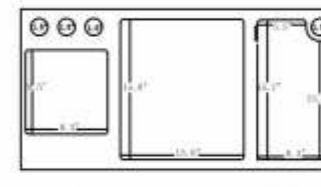
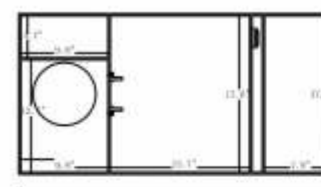
SS-15A



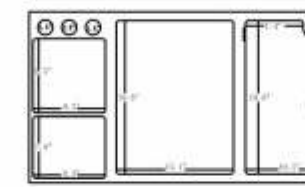
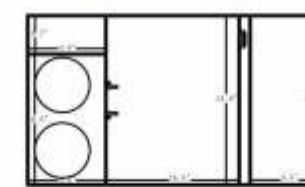
SS-24A



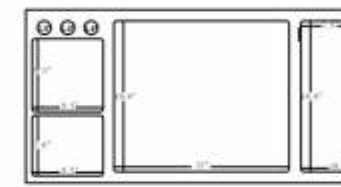
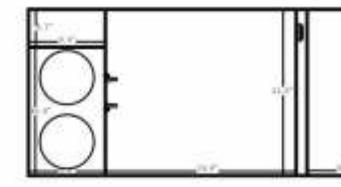
SS-30A



SS-36A



SS-39A



SS-48A

SS TECHNICAL SPECS

Model No	INLET	SKIMMER CHAMBER	RETURN CHAMBER	FILTER SOCK	MAX Water level	ADJUSTABLE WATER LEVEL	PROBE BRACKET	OVERALL SIZES	TANK USAGE	Suggested Piece filter	Suggested heater	Suggested heater	Suggested Return pump
SS-15A	OD50mm*2pcs+1	6.5"14.6"	3.9"7.9"	OD4"1PC	9"	5"to 9"	3 HOLES	15x15x14"	UPTO 50G/180L	D4"1pc	TR-50"1	K7-110UM*1	DCFLOW-1500/3000/EVO-1000
SS-24A	OD50mm*2pcs+1	8.9"13.8"	4.7"13.8"	OD4"1PC	9"	5"to 9"	3 HOLES	24x14x16"	UPTO 110G/400L	D4"1pc	TR-300"1	K7-160UM*1	DCFLOW-3000/EVO-3000
SS-30A	OD50mm*3pcs+1	13.4"15.4"	6.5"15.4"	OD7"1PC	9"	5"to 9"	3 HOLES	30x16x16"	UPTO 180G/600L	D7"1pc	TR-800"1	K7-160UM*1	DCFLOW-6000/8000/EVO-4000
SS-36A	OD50mm*3pcs+1	15.7"17.6"	7.9"17.6"	OD7"1PC	9"	5"to 9"	3 HOLES	36x18x16"	UPTO 220G/800L	D7"1pc	TR-1000"1	K7-200UM*1	DCFLOW-6000/8000
SS-39A	OD50mm*3pcs+1	16.9"21.6"	9.8"21.6"	OD7"2PC	9"	5"to 9"	3 HOLES	39"22"x16"	UPTO 270G/1000L	D7"1pc+D7-S*1	TR-1000"1+TR-500"1	K7-250UM*1	DCFLOW-10000/12000
SS-48A	OD50mm*3pcs+1	24.8"21.6"	9.8"21.6"	OD7"2PC	9"	5"to 9"	3 HOLES	48"22"x16"	UPTO 320G/1200L	D7"1pc+D7-S*1	TR-1000"1+TR-500"1	K7-250UM*1	DCFLOW-10000/12000



33

PAGE 34B

MARINE AQUARIUM

Impressive Performance / 6 IN 1

The WaveReef NovBac marine aquarium is a 6 in 1 aquarium system. It is equipped with 1pc Nano box skimmer, 1pc DC12V circulating pump, 1pc 4" filter sock, 1pc SunPower light, 1pc Jump Guard(cover) and 1pc glassed tank.

FEATURE:

- *6 IN 1 Multi functional marine aquarium system
- *High performance DC12V Nano skimmer with magnetic holder
- *Sunpower marine light with remote controller
- *DC12V silent and efficient circulating pump
- *User-friendly protective tank cover
- *4" filter sock

PRODUCTS



NovBac-20/30/40/45/50



NovBac-60



NovBac-90

NovBac TECHNICAL SPECS

MODEL	Voltage	Power	Volume	Sizes	LED Lamp	PREFILTER	Nano Boxskim	Circulating pump	SPINSTREAM NOZZLE	Jump Guard(cover)
NovBac-20	DC12V	23W	5.5G/20L	L28*W30.5*H25.4(5MM)	CL-202M(9.6W)	SPONGES	ES-100INT*1	DC-400,400L/h	SN-15MM*1	TN-2819
NovBac-30	DC12V	31W	10G/37L	L30*W38*H3CM(5MM)	SunPower-303M(18W)	4" Filter bag*1	SLK-120B*1	DC-700,700L/h	SN-15MM*1	TN-3731
NovBac-40	DC12V	31W	15G/65L	L38*W43*H40CM(5MM)	SunPower-303M(18W)	4" Filter bag*1	SLK-120B*1	DC-700,700L/h	SN-15MM*1	TN-4037
NovBac-45	DC12V	36W	20G/85L	L46*W49*H40CM(5MM)	SunPower-403M(24W)	4" Filter bag*1	SLK-120B*1	DC-700,700L/h	SN-15MM*1	TN-4537
NovBac-50	DC12V	36W	25G/100L	L50*W50*H40CM(8MM)	SunPower-403M(24W)	4" Filter bag*1	SLK-240B*1	DC-700,700L/h	SN-15MM*1	TN-4837
NovBac-60	DC12V	45W	30G/120L	L60*W50*H40CM(8MM)	SunPower-603M(32W)	4" Filter bag*1	SLK-240B*1	DC-700,700L/h	SN-15MM*1	TN-5837
NovBac-90	DC12V	72W	45G/180L	L90*W50*H40CM(10MM)	SunPower-903M(45W)	4" Filter bag*2	SLK-240B*2	DC-700,700L/h*2pcs	SN-15MM*2	TN-8837



EVO

35

PAGE 36

ENERGY EFFICIENT AQUARIUM PUMP

Impressive Performance/Compact Design

The Wavereef EVO aquarium pump is multi-functional, energy efficient and silent. They are powerful and versatile and ideal for fresh and salt water aquariums, protein skimmers, indoor fountains, water-cooling and all submersible and in-line applications, which require high performance and total silence. WaveReef EVO pumps come with a synchronous motor, which creates an ideally silent operation.



PRODUCT



EVO-200/400/700



EVO-1000



EVO-2000



EVO-3000

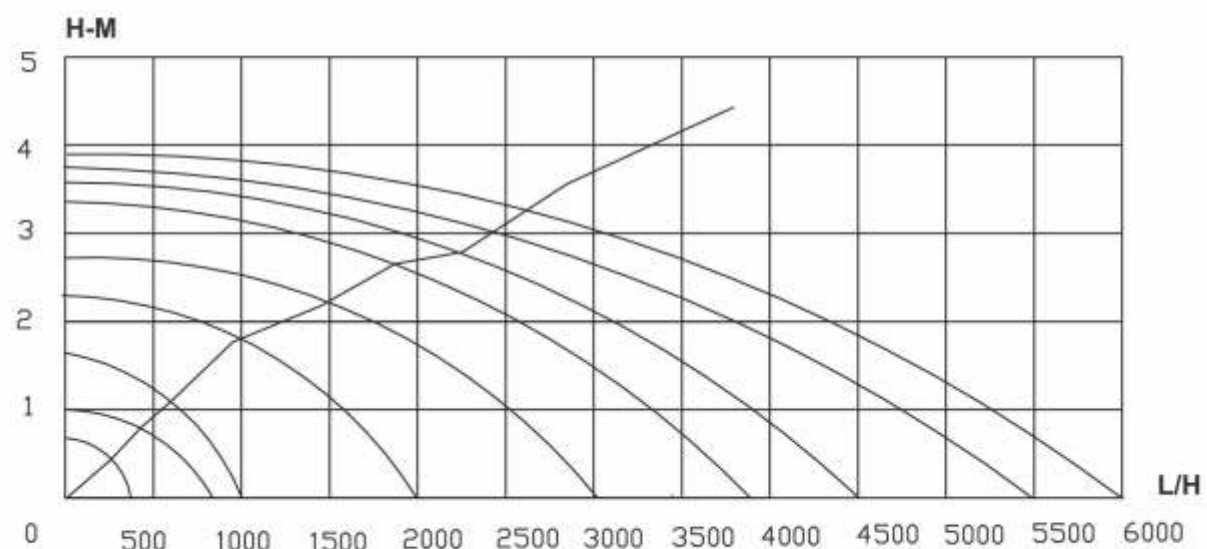


EVO-4000

TECHNICAL CHART

EVO TECHICAL CHART

Head max



EVO TECHNICAL SPECS

MODEL	VOL.	FREQUENCY	POWER	OUTFLOW	TOTAL HEAD	OUTLET
EVO-200	100-120/220/240V	50/60HZ	4.5W	200L/h	0.6m	8mm
EVO-400	100-120/220/240V	50/60HZ	6W	420L/h	0.8m	13mm
EVO-700	100-120/220/240V	50/60HZ	11W	700L/h	1.1m	13mm
EVO-1000	100-120/220/240V	50/60HZ	20W	1000L/h	1.1m	16/20mm
EVO-2000	100-120/220/240V	50/60HZ	30W	2000L/h	2.2m	16/20mm
EVO-3000	100-120/220/240V	50/60HZ	49W	3200L/h	2.3m	20/25mm
EVO-4000	100-120/220/240V	50/60HZ	70W	3800L/h	2.6m	20/25mm



DC

35

PAGE 36B

ENERGY EFFICIENT AQUARIUM PUMP

Impressive Performance/Compact Design

The WaveReef HDC utility pump is multifunctional, energysaving and silent. It is a vertical DC flow pump with the intake on the bottom, allowing the pump to draw all the water out down. It has enough pressure to push up over 4m headmax.

It is great to work as ATO feeding pump with the included push-fit RO connector. It can also take the ID9mm silicone tubing. It is also easy to be maintained by removing its bottom screen. Because it can create great pressure. You can easily use it to move the debris up upon the bottom of your tank or run your GFO or biopellet reactor.

FEATURES

- *Plug & Play
- *High-efficient DC feeding pump with flow controller included in
- *Compact design in quiet operation
- *DC12V safe voltage
- *Easy to apply in aquarium



PRODUCT



DC-200/400



DC-700



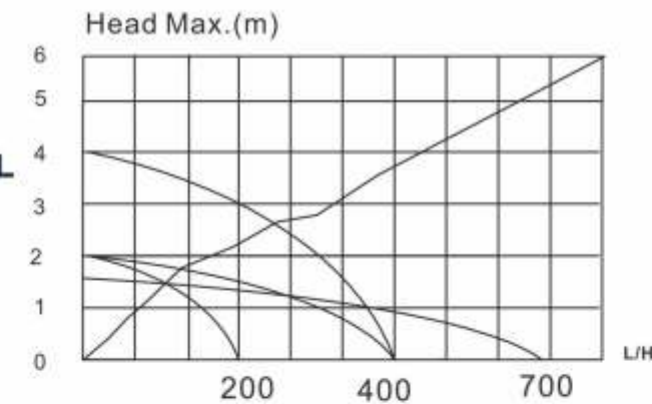
HDC-400L

TECHNICAL CHART

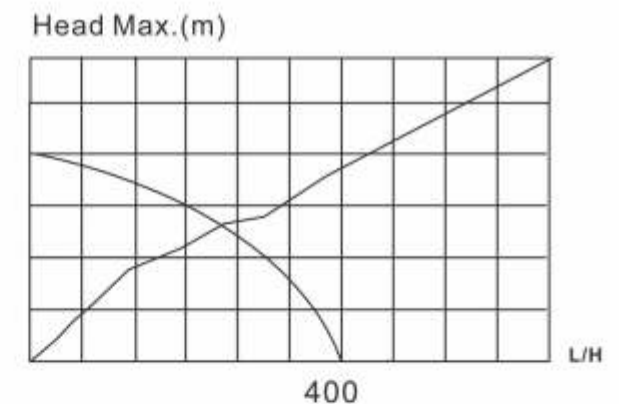
DC-200/400/700

TECHNICAL CHART

Head max



HDC-400L



TECHNICAL SPECS

MODEL NO.	VOL.	POWER	OUTFLOW	TOTAL HEAD	OUTLET	Physical Dimensions
DC-200	DC12V	5W	200L/h	2m	8mm	37*38*36mm
DC-400	DC12V	6W	400L/h	2m	9mm	45*47*40mm
DC-700	DC12V	8.5W	700L/h	1.6m	13mm	53*75*66mm
HDC-400L	DC12V	15W	400L/h	4.2m(14ft)	9mm	68*60*110mm



DCFLOW

ENERGY-SAVING AQUARIUM PUMP

Silent Performance / Compact Design

The Wavereef DcFlow aquarium pump is multi-functional, energy saving and silent. It is a controllable DC pump. They are powerful and versatile and ideal for fresh and salt water aquariums, protein skimmer and all submersible and in-line applications, which require high performance and total silence. Wavereef DcFlow pumps come with a smart controller, which can take the back battery supporting port. You can also use other aquarium computer to control its working by 0-10V signal

37

PAGE 38

PRODUCT



DCFLOW-1500/3000

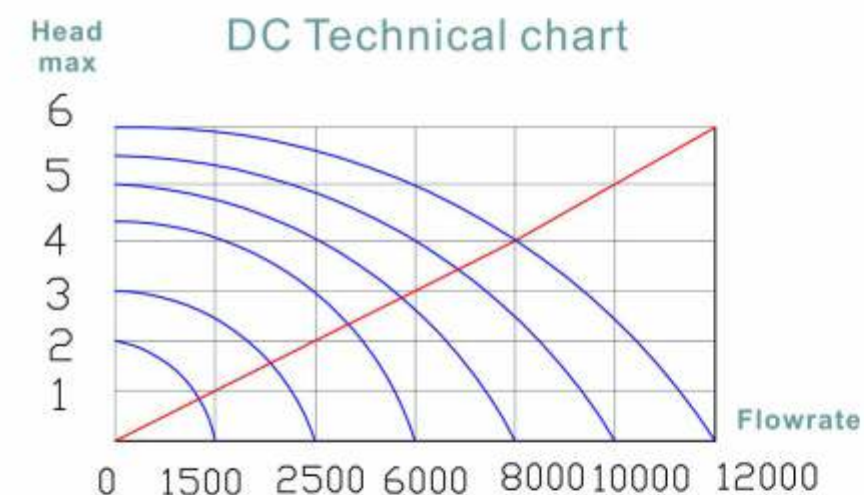


DCFLOW-6000/8000



DCFLOW-10000/12000

DRAWING - MODEL



TECHNICAL SPECS

MODEL NO.	VOL.	POWER	OUTFLOW	TOTAL HEAD	OUTLET	Physical Dimensions
DCFLOW-1500	DC24V	15W	1500L/h	2m	16/20mm	112*58*125mm / 4.4" L x 2.3" W x 4.9" H
DCFLOW-3000	DC24V	30W	2500L/h	3m	20/25mm	132*68*130mm / 5.2" L x 2.7" W x 5.1" H
DCFLOW-6000	DC24V	56W	6000L/h	4.5m	20/25/32mm	110*195*190mm / 4.3" L x 7.7" W x 7.5" H
DCFLOW-8000	DC24V	76W	8000L/h	5m	20/25/32mm	110*195*190mm / 4.3" L x 7.7" W x 7.5" H
DCFLOW-10000	DC24V	95W	10000L/h	5.5m	25/32/40mm	210*120*200mm / 8.3" L x 4.7" W x 7.9" H
DCFLOW-12000	DC24V	110W	11500L/h	6m	25/32/40mm	210*120*200mm / 8.3" L x 4.7" W x 7.9" H



B
37

PAGE 38

ACFLOW

ENERGY-SAVING AQUARIUM PUMP

Silent Performance / Compact Design

The Wavereef AcFlow aquarium pump is multi-functional, energy saving and silent. Equipped with a driver, which bring more stable and energy-saving performance. They are powerful and versatile and ideal for fresh and salt water aquariums, protein skimmer and all submersible and in-line applications.

PRODUCT



ACFLOW-1500/3000

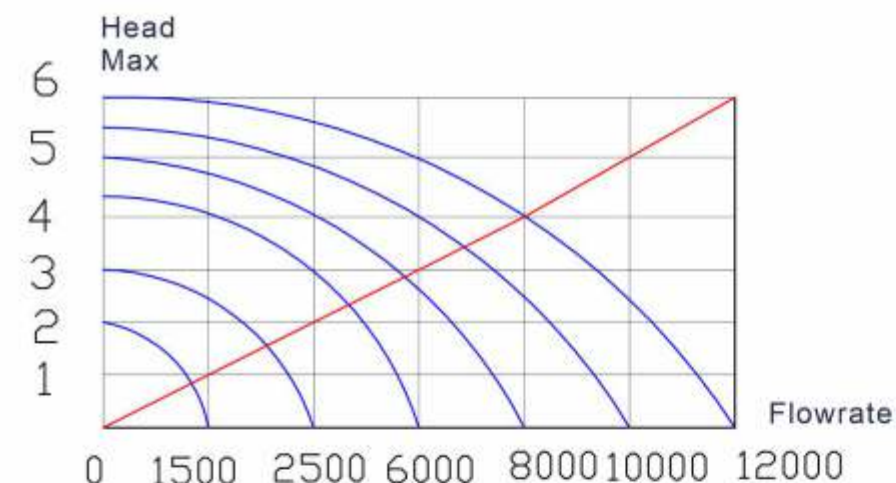


ACFLOW-6000/8000/10000



ACFLOW-12000/16000/20000/25000

TECHNICAL CHART



TECHNICAL SPECS

MODEL	VOL.	POWER	OUTFLOW	TOTAL HEAD	OUTLET	Physical Dimensions
ACFLOW-1500	110V/60Hz	15W	1500L/h	2m	16/20mm	112*58*125mm / 4.4" L x 2.3" W x 4.9" H
ACFLOW-3000	110V/60Hz, 230V/50Hz	30W	2500L/h	3m	20/25mm	132*68*130mm / 5.2" L x 2.7" W x 5.1" H
ACFLOW-6000	110V/60Hz, 230V/50Hz	50W	6000L/h	4.5m	20/25/32mm	110*195*190mm / 4.3" L x 7.7" W x 7.5" H
ACFLOW-8000	110V/60Hz, 230V/50Hz	70W	8000L/h	5m	20/25/32mm	110*195*190mm / 4.3" L x 7.7" W x 7.5" H
ACFLOW-10000	110V/60Hz, 230V/50Hz	90W	10000L/h	5.5m	25/32/40mm	210*120*200mm / 8.3" L x 4.7" W x 7.9" H
ACFLOW-12000	110V/60Hz, 230V/50Hz	100W	12000L/h	6m	25/32/40mm	210*120*200mm / 8.3" L x 4.7" W x 7.9" H
ACFLOW-16000	110V/60Hz, 230V/50Hz	105W	16000L/h	6m	32/40/50mm	230*152*220mm / 9.05" L x 5.98" W x 8.66" H
ACFLOW-20000	110V/60Hz, 230V/50Hz	150W	20000L/h	8m	32/40/50mm	230*152*220mm / 9.05" L x 5.98" W x 8.66" H
ACFLOW-25000	110V/60Hz, 230V/50Hz	200W	25000L/h	10m	32/40/50mm	230*152*220mm / 9.05" L x 5.98" W x 8.66" H



WM

ENERGY-SAVING WAVEMAKER

Silent Performance / Compact Design

FEATURES

- *The strong magnetic mount can be mounted to most clear, tinted, or painted surfaces up to 10mm thick.
- *The tiny flow powerhead operates ideally for nano AIO tank.
- *The unit comes with ceramic shaft suitable for both marine and freshwater aquarium.
- *Includes a simple smart controller so as to fine-tune great wave for your tank.
- *Silent operation and safe DC12V.
- *The magnetic mount comes with ball joint design so that the power head can be positioned to any direction as desired.
- *It features a compact design, simple, user-friendly controls, rugged construction, and easy maintenance and installation.

C
37
PAGE 38

PRODUCT



WM-1500S



WM-3000S



WM-6000S



WM-1500M



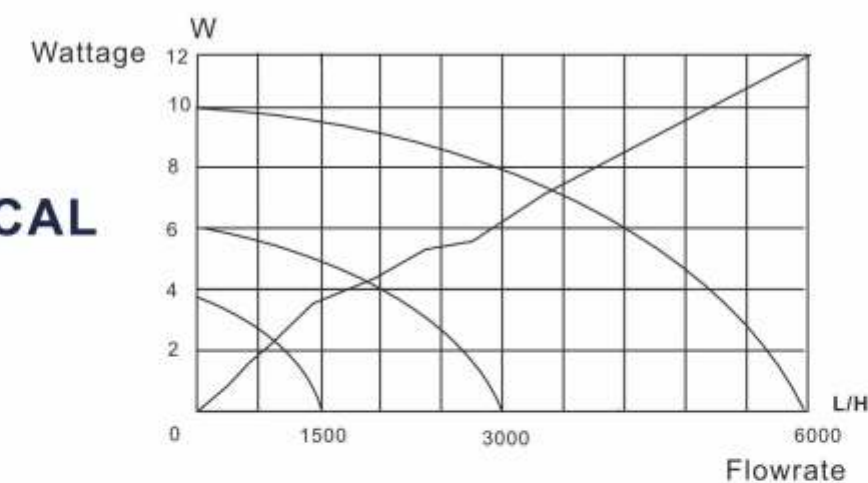
WM-3000M



WM-6000M

TECHNICAL CHART

TECHNICAL CHART



TECHNICAL SPECS

MODEL NO.	VOL.	POWER	OUTFLOW	MAX. TANK THICKNESS	TANK SIZE	POWERHEAD SIZES	REMARKS
WM-1500M	DC12V	4W	1500L/h	upto 10mm	MAX.100L	6*3*3.5cm	MAG MOUNT
WM-3000M	DC12V	6W	3000L/h	upto 10mm	MAX.200L	7*3.5*4.5cm	MAG MOUNT
WM-6000M	DC12V	10W	6000L/h	upto 12mm	MAX.240L	8*4.5*5.5cm	MAG MOUNT
WM-1500S	DC12V	4W	1500L/h	ALL	MAX.100L	6*3*3.5cm	SUCTION MOUNT
WM-3000S	DC12V	6W	3000L/h	ALL	MAX.200L	7*3.5*4.5cm	SUCTION MOUNT
WM-6000S	DC12V	10W	6000L/h	ALL	MAX.240L	8*4.5*5.5cm	SUCTION MOUNT



MD 39

PAGE 40

SMART DOSING PUMP

Accurate Performance / Smart Controlling

WaveReef MD series of smart dosing pump comes with smart controlling and user-friendly operating interface. It provides port for working together with stirers. The programming is simple, clear and intuitive using "man-machine dialogue" operational control. A microchip with built-in storage memory will save your setting in case of a power outage. The WaveReef MD series of dosing pump also features high-quality medical-grade pharmed rubber hose with an average service life of 10,000 hours and high-torque motors that are quiet and durable.

PRODUCT



MASTER DOSER(MD-01)



MASTER DOSER(MD-02)



MASTER DOSER(MD-03)



SLAVE DOSER(MD-04)



DWP-30L



MASTER DOSER(SD-01)



MASTER DOSER(SD-04)

DOSER ACCESSORIES



DS-04



DTC-04M



DTC-04



DTC-06



LCT-1.5L/2.5L/5.0L



LCT-4.5L



MS-02



NS-1

MD,SD TECHNICAL SPECS

MODEL	FEATURE	VOL./POWER	FLOWRATE	PUMP
MD-01	SINGLE SMART DOSER	DC12V/3W	1ML/S	1PCS
MD-02	DOUBLE SMART DOSER	DC12V/6W	1ML/S	2PCS
MD-03	TRIPLE MASTER DOSER	DC12V/9W	1ML/S	3PCS
MD-04	EXTENDED SLAVE DOSER	DC12V/12W	1ML/S	4PCS

MODEL	FEATURE	VOL./POWER	FLOWRATE	PUMP
SD-01	SINGLE SMART DOSER	DC12V/3W	1ML/S	1PCS
SD-04	QUADRA SMART DOSER	DC12V/12W	1ML/S	4PCS
DWP-30L	SINGLE SMART DOSER	DC12V/3W	8ML/S	1PCS

DTC-04	DTC-04M	DS-04	LCT-1.5/2.5/5.0L	LCT-4.5L	MS-02
TUBE CLIP	MAGNETICTUBE CLIP	DOSER RACK	LIQUIDCONTAINER	LIQUIDCONTAINER	DOSER STIRE

Model	Voltage	Power	Red light	Green light	Battery Fully	Total	Footprint	Max. via
NS-1	USB 5V	1W	need charge battery	battery is fully charged	120 mins	60mm	60*70mm	Dia 27mm



TITANIUM HEATER

Impressive Performance / SMART CONTROL

The WaveReef Titanium Aquarium Heater System is a complete temperature control system that includes a virtually unbreakable titanium heating element paired with a Temperature Controller which sets new readout of your tank's temp. The controller also features a 3-sensor temperature probe to prevent failures and ensure the safety.

Why Titanium?

Compared to glass heaters, titanium heaters are virtually unbreakable and will never shatter in your aquarium and can conduct heat through the body much quicker, ultimately making them more efficient. In most cases when a glass heater fails, the failure-prone seals will go bad allowing water into the heater body and can start to corrode the contents inside the heater causing water contamination and possible electric shock, or the body will just shatter leaving glass particles throughout your aquarium. Titanium heating elements take both of those risks and virtually eliminate them by having a shatterproof body along with welded end caps for a life-time of operation.



41

PAGE 42

PRODUCT



TR-50/100/150/200/300W



TR-400/500W



TR-600W



TR-800/1000W

TECHNICAL SPECS

MODEL	FREQ.	POWER	TEMP.RANGE	ALLOWANCE	TANK
TR-50W	50-60HZ	50W	20-34 °C	+/- 0.5 °C	≤ 50L
TR-100W	50-60HZ	100W	20-34 °C	+/- 0.5 °C	≤ 100L
TR-150W	50-60HZ	150W	20-34 °C	+/- 0.5 °C	≤ 150L
TR-200W	50-60HZ	200W	20-34 °C	+/- 0.5 °C	≤ 200L
TR-300W	50-60HZ	300W	20-34 °C	+/- 0.5 °C	≤ 300L
TR-400W	50-60HZ	400W	20-34 °C	+/- 0.5 °C	≤ 400L
TR-500W	50-60HZ	500W	20-34 °C	+/- 0.5 °C	≤ 500L
TR-600W	50-60HZ	600W (300W*2PCS)	20-34 °C	+/- 0.5 °C	≤ 600L
TR-800W	50-60HZ	800W (400W*2PCS)	20-34 °C	+/- 0.5 °C	≤ 800L
TR-1000W	50-60HZ	1000W (500W*2PCS)	20-34 °C	+/- 0.5 °C	≤ 1000L



ATO

43

PAGE 44

WATER LEVEL CONTROLLER

Accurate Performance/Plug-in application

The WaveReef ATO is a reliable optical sensor Auto Top Off management system that monitors and automates refilling evaporated water. Includes everything needed to install and operate. WaveReef offer 2 versions for hobbyists, strong sucker and magnetic holder. The hobbyists can choose the version they want for their aquarium or sump.



SIMPLE ATO BY MAGNETIC BRACKET



ATO-101M(SINGLE SENSOR)



ATO-201M(DUAL SENSORS)

SIMPLE ATO BY LOCKING-SUCTION BRACKET



WLC-01S(SINGLE SENSOR)



WLC-02S(DUAL SENSORS)

INFRA-RED ATO BY MAGNETIC BRACKET



FATO-200M



FATO-303M

RO FLOATING SWITCH



FS-003M

GRAVITY ATO



GATO-10



ATO

43

PAGE 44B

SMART WATER LEVEL CONTROLLER

Accurate Performance/Smart Controlling

The WaveReef optical sensor Auto Top Off management system is the World No.1 Safest smart ATO providing full protection.

It comes with great features as follow:

- *Tiny and compact design.
- *Providing full protection.
- *3pcs of optical sensor incorporated upon a small cube.
- *Unique patented flat surface for more accurate sensing, much easier for maintenance.
- *Flat surface is less chance to accumulate waterball to make the wrong judgement.
- *The below two sensors to decide when to fill water and when to stop.
- *The top sensor functions to prevent overflowing.

SMART ATO (SIMPLE VERSION)



NATO-3M

SMART ATO (ADVANCED VERSION)



SMT-03M

SMART ATO FOR RO MACHINE(SMR)



SMR-300M



SMR-400M





HO-UV STERILIZER

45
PAGE 46

Impressive Performance / Smart Ballast

The Wavereef HO-UV sterilizer are ideal for ponds, aquariums, and water features. Its userfriendly design has features that allow for quick installation and easy maintenance. Wavereef UV's will clear your water in 3 to 5 days sometimes overnight and keep it that way. It uses high-output T5 UV bulb to ensure efficient performance and compact design so that it doesn't need take up too much space. Compared with normal T5 UV bulb at same power, its length is nearly half. It is designed for the input and output to be hard plumbed with PVC so that it is greatly used for marine hobby. Its maximum operating pressure is 30 PSI and comes with internal protective quartz sleeve. The UV bulb can adjust its power according the water temperature so as to ensure long life. The whole series of UV sterilizer comes with waterproof smart electronic ballast and bulb life last upto around 10000 hours.

PRODUCT



HO-UV-18W/27W/40W



HO-UV-72W/90W



HO-UV-120W/150W

Sump UV filter
Innovative
drop-in design

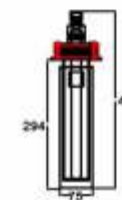


SUV-18W/SUV-27W

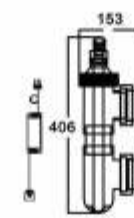
TECHNICAL CHART



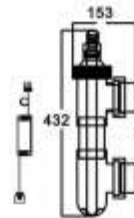
SUV-18W



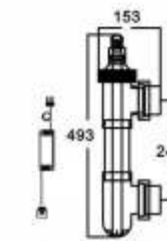
SUV-27W



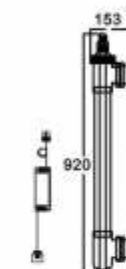
HO-UV-18W



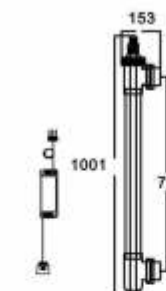
HO-UV-27W



HO-UV-40W



HO-UV-72W



HO-UV-90W



HO-UV-120W



HO-UV-150W

UV TECHNICAL SPECS

MODEL	WATTAGE	T5 HO-UV LAMP LENGTH	CURRENT	UVC OUTPUT		LIFE H	INLET	OUTLET	SALT WATER		FRESH WATER	
				uW/cm2	W				MAX FLOWRATE	WATER VOLUME	MAX FLOWRATE	POND VOLUME
HO-UV-18W	18	212MM	800MA	50	5.0	10000	2"	2"	400 GPH	MAX.80G/120-300L	1000 GPH	MAX.800G/3000L
HO-UV-27W	27	287MM	800MA	75	7.5	10000	2"	2"	600 GPH	MAX.140G/200-500L	1500 GPH	MAX.1300G/5000L
HO-UV-40W	40	405MM	800MA	105	11.5	10000	2"	2"	1000 GPH	MAX.400G/900-1500L	3000 GPH	MAX.3000G/10000L
HO-UV-72W	72	783MM	800MA	210	24.0	10000	3"	2"	3000 GPH	MAX.650G/1200-2500L	4500 GPH	MAX.8000G/30000L
HO-UV-90W	90	893MM	800MA	270	30.0	10000	2"	2"	3000 GPH	MAX.1000G/2000-4000L	5500 GPH	MAX.12000G/45000L

MODEL	WATTAGE	T5 HO-UV LAMP LENGTH	CURRENT	UVC OUTPUT		LIFE H	INLET FOR HARD TUBE	OUTLET FOR HARD TUBE	STEP BARB SIZES	SALT WATER		FRESH WATER	
				uW/cm2	W					MAX FLOWRATE	WATER VOLUME	MAX FLOWRATE	POND VOLUME
HI-UV-120W	120W	1148mm	800mA	340	38	10000	3"	3"	20/25/32mm	4000 gph	MAX.2000G/3000-7500L	6500 gph	MAX.20000G/750000L
HI-UV-150W	150W	1554mm	800mA	400	45	10000	3"	3"	20/25/32mm	4500 gph	MAX.2500G/4000-9000L	7000 gph	MAX.25000G/100000L

MODEL	WATTAGE	UV LAMP LENGTH	CURRENT	UVC OUTPUT		LIFE H	SALT WATER	
				uW/cm2	W		MAX FLOWRATE	WATER VOLUME
SUV-18W	18W	212mm	800mA	50	5.0	10000	400 gph	MAX.80G/80-300L
SUV-27W	27W	287mm	800mA	75	7.5	10000	600 gph	MAX.140G/200-500L




45

PAGE 46B

UV REACTOR

Impressive Performance / Smart Ballast

- *UV-resistant long-life main body
- *High-output T5 UV bulb
- *Auto-adjustable power as per temperature to ensure life
- *10000-hour life for UV bulb
- *Water-proof and stable electronic ballast
- *Down-flow design for maximum contact time between UV and water
- *Inline application



PRODUCT



UVR-27EXT/40EXT



UVR-18INT



UVR-27/40INT

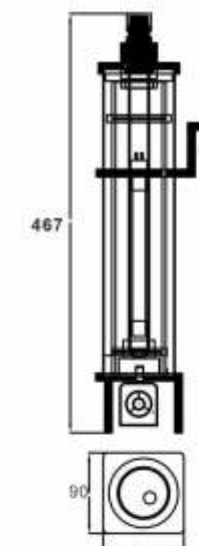
DIMENSIONS



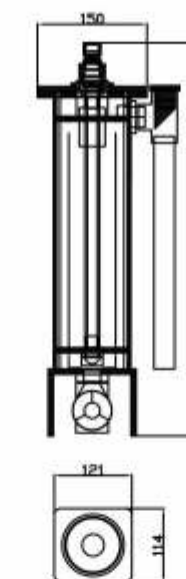
UVR-27EXT



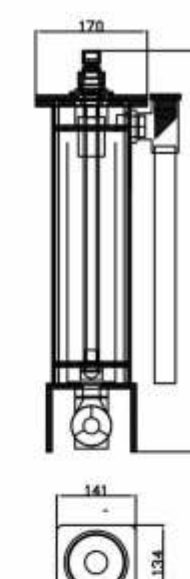
UVR-40EXT



UVR-18INT



UVR-27INT



UVR-40INT

UV REACTOR TECHNICAL SPECS

MODEL	WATTAGE	UV LAMP LENGTH	CURRENT	UVC OUTPUT		LIFE	SALT WATER	
				uW/cm2	W	H	MAX FLOWRATE	WATER VOLUME
INLINE UV REACTOR								
UVR-27EXT	27W	287mm	800mA	75	7.5	10000	EVO-2000	MAX.140G/200-500L
UVR-40EXT	40W	400mm	800mA	105	11.5	10000	EVO-3000	MAX.400G/500-1500L
INTERNAL UV REACTOR								
UVR-18INT	18W	186mm	800mA	50	5.0	10000	DC-700	MAX.60G/60-220L
UVR-27INT	27W	287mm	800mA	75	7.5	10000	EVO-1000	MAX.140G/200-500L
UVR-40INT	40W	400mm	800mA	105	11.5	10000	EVO-2000	MAX.400G/500-1500L



SUNPOWER

SLIMLINE LED STRIP

47

PAGE 48

Impressive Performance / High Output

The WaveReef SunPower series of slimline LED strip use the best quality 0.3W LED bulb to create Highest output of any product in their class. Experience extreme performance at an affordable price. Mix multiple units to create your own extreme High Output Led lighting system. It comes with stylish grey anodized housing plus adjustable fixture. Completely water resistant and low-voltage provides a super safe solution for any application. It can be switched between sunrise and sunset mode and dimmed by a remote controller. It is great for keeping the coral and plant to promote its growth.

PRODUCTS



SUNIPower-405



SUNIPower-605



SUNIPower-905

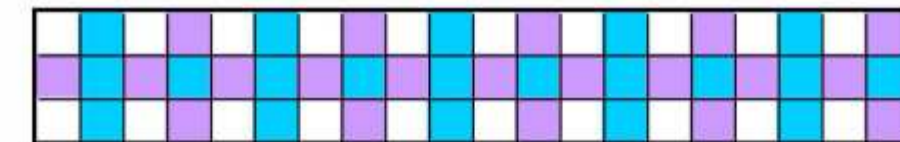


SUNIPower-1205

SKETCH MAP FOR SUNPOWER LED STRIP

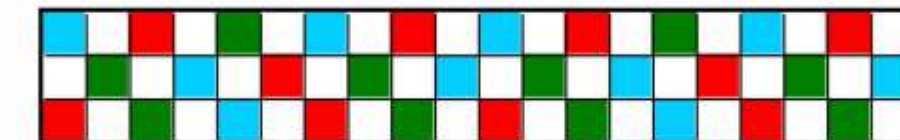
Saltwater series:

1/3 white (6500K) + 2/3 RGB(1/3 blue 450nm – 1/3 purple 410nm) , led allocation as below, Total 2 channels: Blue Purple in one channel, White in one channel



Freshwater series:

50% white (6500K) – 50%RGB(1/3 blue 450nm – 1/3 red 630nm– 1/3 green 520nm) , led allocation as below, Total 2 channels: RGB in one channel, White in one channel



SUNPOWER TECHNICAL SPECS

MODEL	LED LENGTH(CM)	VOL.	WATTAGE	SUGGESTED TANK
SunPower-405M	38	DC12V	25W	40-50CM
SunPower-605M	58	DC12V	40W	60-70CM
SunPower-905M	88	DC12V	55W	90-100CM
SunPower-1205M	118	DC12V	72W	120-130CM



HI-POWER SLIMLINE LED STRIP

47

PAGE 48B

Impressive Performance / High Output

The WaveReef Hi-Power series of slimline LED strip use the best-quality 0.3W LED bulb to create the highest output of any product in their class. Experience extreme performance at an affordable price. Mix multiple units to create your own extreme High Output Led lighting system. It comes with stylish grey anodized housing plus adjustable fixture. Completely water resistant and low-voltage provides a super safe solution for any application. Thermally efficient design allows for no cooling fan, best of all operates in completed silence. It can be suitable for canopy installation, or direct placement on an open aquarium by the included fixture. It is great for kping the plant to promote its growth.

PRODUCT



HIPOWER-201 TO 1501




HIPOWER-201 TO 1501



HIPOWER 201 TO 1501

SKETCH MAP FOR HIPOWER LED STRIP

1, 1/3 2.700K white, 1/3 4.000K white and 1/3 6.700K white



2, B series: all blue at half 450nm and half 410nm



3, F series: full spectrum at half superwhite(6.500°K) and half RGB(1/3 blue 450NM+1/3 red 630NM +1/3 green)



4, M series: half superwhite(6.500°K) + half blue(450nm+410nm)



HI-POWER TECHNICAL SPECS

MODEL NO	LED LENGTH(MM)	# OF LED	WATTAGE	FOR TANK LENGTH
HIPOWER-201	160	10	3W	0.2M
HIPOWER-301	260	20	6W	0.2M
HIPOWER-401	360	30	9W	0.3M
HIPOWER-501	460	40	12W	0.4M
HIPOWER-601	560	50	15W	0.6M
HIPOWER-801	760	60	18W	0.8M
HIPOWER-901	860	70	21W	0.9M
HIPOWER-1001	960	80	24W	1.0M
HIPOWER-1201	1160	100	30W	1.2M
HIPOWER-1501	1460	130	39W	1.5M



CLIP LIGHTING SLIMLINE LED STRIP

47

PAGE 48C

Impressie Performance / High Output

The WaveReef Clip Slimline LED strip use the best quality LED bulb to create the highest output of any product in their class. Experience extreme performance at an affordable price. Mix multiple units to create your own extreme High Output Led lighting system. It comes with stylish grey anodized housing plus adjustable fixture. Completely water-resistant. Equipped with an optional remote controller, which bring a dimmable function. Thermally efficient design allows for no cooling fan, best of all operates in complete silence. It is suitable for opened tank installation by adjustable screwing clip holder. It is great for keeping coral/plant to promote its growth.

PRODUCTS



CL-220/400



CL-202/402



CL-203/403

SKETCH MAP FOR CLIP LED STRIP

- 1, F series: full spectrum at half superwhite(6.500°K) and half RGB(1/3 blue 450NM+1/3 red 630NM +1/3 green)



- 2, M series: half superwhite(6.500°K) + half blue(450nm+410nm)



CLIP LED STRIP TECHNICAL SPECS


MODEL	VOL.	LENGTH	LED QTY	Wattage	LED Mixing	SUGGESTED TANK	REMARKS
1 row led bulb							
CL-220	DC12V	22CM	20pcs	6W	WHITE+RGB/WHITE+PURPLUE+BLUE	20-30CM	FOR FRESH/MARINE
CL-400	DC12V	40CM	30pcs	9W	WHITE+RGB/WHITE+PURPLUE+BLUE	40-50CM	FOR FRESH/MARINE
2 row led bulb							
CL-202M	DC12V	22CM	42pcs	9.6W	WHITE+PURPLE+BLUE	20-30CM	FOR MARINE
CL-402M	DC12V	40CM	60pcs	13W	WHITE+PURPLE+BLUE	40-50CM	FOR MARINE
3 row led bulb							
CL-203M	DC12V	22CM	60pcs	18W	WHITE+PURPLE+BLUE	20-30CM	FOR MARINE
CL-403M	DC12V	40CM	90pcs	27W	WHITE+PURPLE+BLUE	40-50CM	FOR MARINE



ACCESSORIES

49
PAGE 50

MAGNETIC BRUSH



SEAWEED CLIP




CORAL/FISH FEEDER



JUMPGUARD



FISHDIVIDER



FISH TRAP



FILTER-SOCK BRACKET



FILTER-CUP BRACKET



FILTER SOCK



SEASALT DISSOLVING TANK



FILTER BAG



FRESHWATER WATER CONTAINER



Mag FRAG RACK WITH RUBBER LOCKING



FRAG RACK BY LOCKING SUCTION



CORAL CARRIER POT/VIEWER



MEDIA FILTER CUP



MAGNETIC OR HANG-ON FISH FEEDER



SPINSTREAM NOZZLE



HOSE VALVE



COPEPOD HABITAT



FILTER MEDIA



CORAL CULTIVATION PLUG/TILE



AQUASCAPING MUD





51

PAGE 52

BIOMEDIA

EFFICIENT FLITRATION/DURABLE

WaveReef Biomedia[bioball/biobrick/biocylinder/biocube] are made of ceramic nanosphere[consisted of 100 million pcs], which are heated to over 1800 oC. During the heating process the ceramic sphere expands and breaks its bonds creating and extremely porous log,which is perfect for housing billions of beneficial bacteria giving them the name "bacteria house" and is great to function as filter media in aquairum filter.The optimum surface area of the beads provide intensive colonisation of benef-icial bacteria, a single bioball/biobrick can provide 450 sq.m for beneficial bacteria.



PRODUCT



BioCId-1kg
(OD15*15mm)



BioBall-1kg
(OD30*32mm)



MineBall-1kg
(OD30*32mm)



BioBrick-1010
(100*100*20mm)



BioBrick-1020
(200*100*20mm)



BB-1010/1020

BB-BALL

MAIN COSTITUENT

ITEM.NO	TRACE ELEMENT	PERCENTAGE OF CONTENT(%)
1	SiO2	58.31
2	Al2O3	34.21
3	FE2O3	1.05
4	CAO	1.29
5	MGO	0.61
6	K2O	2.37
7	NA2O	0.4
8	TiO2	1.05
9	IL	0.35
10	TOTAL	99.64

DETAILS

NAME	BIOCUBE
APPLICATION	SUITABLE FOR BOTH FRESH AND MARINE WATER
FUNCTION	DESIGNED FOR NH3,NH4,NO2,NO3 AND PO4 REMOVAL
BACTERIA BREED-ING AREA/PC	450 SQUARE METER
EFFICIENCY	FILTRATION WATER 100L PER EACH PCS OF BIOBRICK,MORE ADDED BETTER EFFICIENT
SERVICE LIFE	5 YEARS ABOVE
FEATURES	THE NANOSPHERE PROVIDES INTENSIVE COLONISATION OF BENEFICIAL BACTERIA FOR LARGE AREA,DURABLE FOR EFFICIENT WORK.

MIP

INTRODUCTOIN



The ocean is the heart of the earth and mother of all livings. Marinpro aims to help purify our ocean so that the earth can provide a healthy environment for our ocean friends.

Clearing the ocean, clearing our heart!

K9-SKIM

External Commercial protein skimmer

Impressive performance/Smart control

The Marinpro K9-Skim is an high-effecient External Commercial Protein Skimmer that offers exceptional filtration for big marine aquarium. It is equipped with a smart controller with integrated memory. Wavereef applythe revolutionary sinewave technology to drive the skimmer at high performance. The sinewave technology can run much the pump more stably and quietly. The pump features a true slow startup where the pump slowly ramps up from zero RPM to the full preset speed over a period of approximately 8 seconds. All aspects of the skimmer were designed to surpass many challenges other commercial skimmers on the market miss out on.

01

PAGE 02B

PRODUCT



K9-300DC



K9-400DC



K9-500/600DC

TECHNICAL SPECS

MODEL	PUMP MODEL	Wattage	AIR INTAKEN	BOTTLE OD	INLET (mm)	OUTPUT (mm)	TOTAL HEIGHT	FOOT PRINT	FEED PUMP SUGGESTED	Suggested tank
K9-300DC	DCAIR-12.0*1	98W	3500L	OD300mm	OD32	OD50	34"(86cm)	23.6*15"(60*38cm)	12000L/h	MAX.2642G/3000-10000L
K9-400DC	DCAIR-12.0*2	98W*2	7000L	OD400mm	OD40	OD63	40"(100cm)	31.5*18.9"(80*48cm)	16000L/h	MAX.3965G/5000-15000L
K9-500DC	DCAIR-12.0*3	98W*3	10500L	OD500mm	OD50	OD75	47"(120cm)	35.4**28.5"(90*72.5cm)	32000L/h	MAX.7925G/15000-30000L
K9-600DC	DCAIR-12.0*4	98W*4	14000L	OD600mm	OD50	OD90	51"(130cm)	39**39"(100*100cm)	50000L/h	MAX.15852G/30000-60000L

PUV STERILIZIER

Impressive Performance / Smart Ballast

The Wavereef PUV sterilizer are ideal for ponds, aquariums, and water features. Its userfriendly design has features that allow for quick installation and easy maintenance. Wavereef UV's will clear your water in 3 to 5 days sometimes overnight and keep it that way. It uses high-output T5 UV bulb to ensure efficient performance and compact design so that it doesn't need take up too much space. Compared with normal T5 UV bulb at same power, its length is nearly half. It is designed for the input and output to be hard plumbed with PVC so that it is greatly used for marine hobby. Its maximum operating pressure is 30 PSI and comes with internal protective quartz sleeve. The UV bulb can adjust its power according the water temperature so as to ensure long life. The whole series of UV sterilizer comes with waterproof smart electronic ballast and bulb life last upto around 10000 hours.

PRODUCT



PUV-180W

PUV-240W

PUV-270W


PUV-360/480W

PUV-600W


PUV-720W

PUV-840/960W


DIMENSIONS



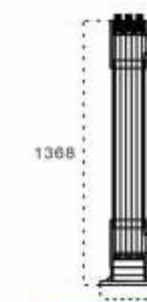
PUV-180W



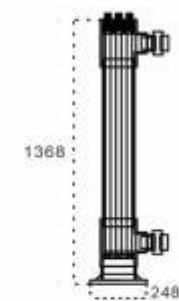
PUV-240W



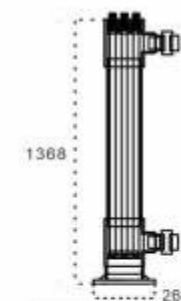
PUV-270W



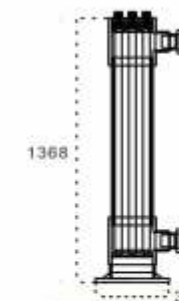
PUV-360W



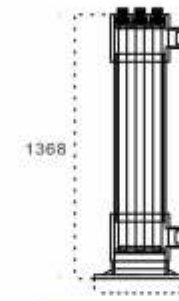
PUV-480W



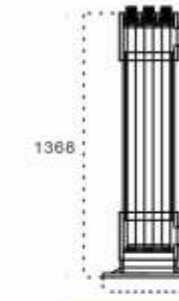
PUV-600W



PUV-720W



PUV-840W



PUV-960W

UV TECHNICAL SPECS

MODEL	WATTAGE	T5 HO-UV LAMP LENGTH	CURRENT	UVC OUTPUT		LIFE	INTLET FOR HARD TUBE	OUTLET FOR HARD TUBE	MAINBODY	HEIGHT	FOOT PRINT	FRESH/SALT WATER	
				uW/cm2	W							MAX. FLOWRATE	WATER VOLUME
PUV-180W	180W(90*2)	893mm	800mA	540	60	10000	75mm	75mm	110mm	1143mm	218mm	15T/H	MAX.3900G/5-15T
PUV-240W	240W(120*2)	1148mm	800mA	680	76	10000	75mm	75mm	110mm	1368mm	218mm	15T/H	MAX.9000G/10-25T
PUV-270W	270W(90*3)	893mm	800mA	810	90	10000	90mm	90mm	140mm	1143mm	248mm	25T/H	MAX.10000G/25-40T
PUV-360W	360W(120*3)	1148mm	800mA	1020	114	10000	90mm	90mm	140mm	1368mm	248mm	30T/H	MAX.15000G/30-60T
PUV-480W	480W(120*4)	1148mm	800mA	1360	152	10000	90mm	90mm	140mm	1368mm	248mm	40T/H	MAX.21000G/50-80T
PUV-600W	600W(120*5)	1148mm	800mA	1700	190	10000	110mm	110mm	160mm	1368mm	268mm	60T/H	MAX.26000G/60-100T
PUV-720W	720W(120*6)	1148mm	800mA	2040	228	10000	160mm	160mm	225mm	1368mm	333mm	120T/H	MAX.32000G/80-120T
PUV-840W	840W(120*7)	1148mm	800mA	2380	266	10000	225mm	225mm	315mm	1368mm	423mm	150T/H	MAX.39000G/100-150T
PUV-960W	960W(120*8)	1148mm	800mA	2720	304	10000	225mm	225mm	315mm	1368mm	423mm	200T/H	MAX.53000G/150-200T